

Ultra economy that  
gets the job done right.

**W34**<sup>TM</sup>

At RAB, lowest price still means highest standards.

**RAB** | Outdoor

# W34™

- Available in 6 lumen packages  
*(replaces up to 400W MH; see performance on back page):*  
Small – 3,100 lm and 3,600 lm  
Medium – 5,400 lm, 7,200 lm or 9,100 lm  
Large – 15,000 lm
- Integrated 0-10V dimming
- Available with photocell or microwave occupancy sensor
- Lightcloud®-enabled models offered
- 50,000-Hour LED lifespan



RAB's warranty is subject to all terms and conditions found at [rablighting.com/warranty](http://rablighting.com/warranty).




Save even more with utility rebates. W34 models are DLC listed.



## Optimized to deliver value.

Products in the W34 family combine the open-face look of traditional wall packs with a cost-efficient design that streamlines the replacement cycle of outdated or inoperable fixtures. You get exactly what you need to get the job done right...all at a fantastic price point.



## Light and motion sensing.

Button photocell and microwave occupancy sensor accessories are available as factory-installed options to provide additional energy savings by turning lights on only when you need them.



## Simple, powerful lighting control.

All models are available with factory-installed Lightcloud integration, for use with our commercial, wireless lighting control system and service.

## Specifications

### UL Listing:

Suitable for wet locations. Suitable for mounting within 4 feet of the ground

### LEDs:

Long-life, high-efficacy, surface-mount LEDs

### Lifespan:

50,000-hour LED lifespan based on IES LM-80 and TM-21 calculations

### Drivers:

**(30L):** Constant Current, Class 2, 120-277V, 50/60Hz, 120V: 0.24A, 208V: 0.15A, 240V: 0.13A, 277V: 0.12A

Constant Current, Class 2, 480V, 50/60Hz, 480V: 0.06A

**(35L):** Constant Current, Class 2, 120-277V, 50/60Hz, 120V: 0.28A, 208V: 0.17A, 240V: 0.15A, 277V: 0.13A

Constant Current, Class 2, 480V, 50/60Hz, 480V: 0.07A

**(55L):** Constant Current, Class 2, 120-277V, 50/60Hz, 120V: 0.43A, 208V: 0.26A, 240V: 0.22A, 277V: 0.19A

Constant Current, Class 2, 480V, 50/60Hz, 480V: 0.07A

**(70L):** Constant Current, Class 2, 120-277V, 50/60Hz, 20V: 0.58A, 208V: 0.35A, 240V: 0.30A, 277V: 0.26A

Constant Current, Class 2, 480V, 50/60Hz, 480V: 0.14A

**(90L):** Constant Current, Class 2, 120-277V, 50/60Hz, 120V: 0.73A, 208V: 0.43A, 240V: 0.38A, 277V: 0.33A

Constant Current, Class 2, 480V, 50/60Hz, 480V: 0.14A

**(150L):** Constant Current, Class 1, 120-277V, 50/60Hz, 120V: 1.14A, 208V: 0.69A, 240V: 0.60A, 277V: 0.52A

Constant Current, Class 2, 480V, 50/60Hz, 480V: 0.28A

### 0-10V Dimming (Standard):

Driver includes dimming control wiring for 0-10V dimming systems. Requires separate 0-10V DC dimming circuit. Dims as low as 10%.

### Color Uniformity:

RAB's range of CCT (Correlated Color Temperature) follows the guidelines of the American National Standard for Specifications for the Chromaticity of Solid State Lighting (SSL) Products, ANSI C78.377-2017.

### Housing:

Die-cast aluminum

### Lens:

Glass

### Reflector:

Specular aluminum

### Cold Weather Starting:

Minimum starting temperature is -40°C (-40°F)

### Maximum Ambient Temperature:

Suitable for use in 40°C (104°F)

### Mounting:

Die-cast backbox with four (4) conduit entry points and knockout pattern for junction box or direct wall mounting. Hinged door for easy re-assembly.

### Green Technology:

Mercury and UV free. RoHS-compliant components.

### Finish:

Formulated for high durability and long-lasting color

### 5 Yr Limited Warranty:

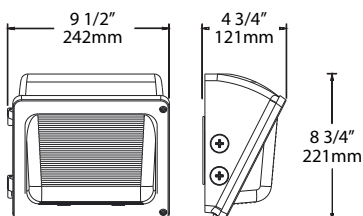
The RAB 5-year, limited warranty covers light output, driver performance and paint finish. RAB's warranty is subject to all terms and conditions found at [rablighting.com/warranty](http://rablighting.com/warranty).

### Buy American Act Compliance:

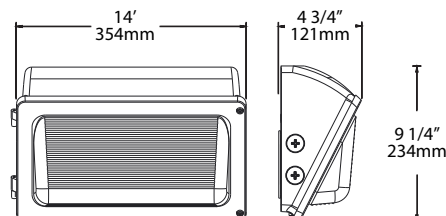
RAB values USA manufacturing! Upon request, RAB may be able to manufacture this product to be compliant with the Buy American Act (BAA). Please contact customer service to request a quote for the product to be made BAA compliant.

## Dimensions & Weights

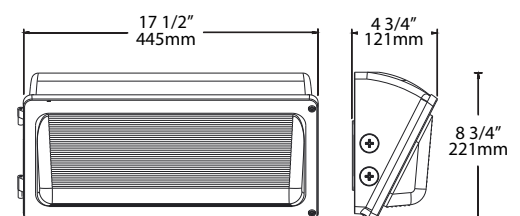
### W34-30L/35L Weight: 6.8 lbs



### W34-55L/70L/90L Weight: 10.8 lbs



### W34-150L Weight: 13.3 lbs



## Performance

### W34 Small

	3,100lm		3,600lm	
Color Temperature	5000K	3000K	5000K	3000K
Input Watts	29	29	33	34
Output Lumens	3,105	3,044	3,601	3,529
Lumens Per Watt	107	105	109	105
Color Accuracy (CRI)	83	82	83	83
	<i>(Replaces 100W MH)</i>		<i>(Replaces 100W MH)</i>	

### W34 Medium

	5,400lm		7,200lm		9,100lm	
Color Temperature	5000K	3000K	5000K	3000K	5000K	3000K
Input Watts	51	51	70	70	87	87
Output Lumens	5,375	5,270	7,188	7,047	9,087	8,909
Lumens Per Watt	105	103	103	101	104	102
Color Accuracy (CRI)	83	82	83	82	83	82
	<i>(Replaces 175W MH)</i>		<i>(Replaces 250W MH)</i>		<i>(Replaces 320 MH)</i>	

### W34 Large

	15,000lm	
Color Temperature	5000K	3000K
Input Watts	136	136
Output Lumens	14,845	14,554
Lumens Per Watt	109	107
Color Accuracy (CRI)	83	82
	<i>(Replaces 400W MH)</i>	

## Ordering information

Family	Lumen Package	CRI/CCT	Voltage	Options
W34				
	<b>30L</b> 3100lm, 30W <b>35L</b> 3600lm, 33W <b>55L</b> 5400lm, 51W <b>70L</b> 7200lm, 69W <b>90L</b> 9100lm, 87W <b>150L</b> 15000lm, 136W	<b>Blank</b> 80 CRI, 5000K <b>830</b> 80 CRI, 3000K	<b>Blank</b> 120-277V, 0-10V Dimming <b>/480</b> 480V, 0-10V Dimming	<b>Blank</b> No Option <b>/PCU</b> 120-277V Button Photocell <b>/MVS</b> 120-277V Microwave Sensor <b>/LC</b> 120-277V Lightcloud® Control



**Need premium wall packs?**  
 For twice the lifespan, more variety and a no-compromise warranty, check out our WP1/WP2/WP3 series of traditional, glass-front LED wall packs.