

ECOMBO Exit Sign Combo



ECOMBO White



ECOMBO Black

PROJECT: _____

DATE: _____

TYPE: _____

PREPARED BY: _____



KEY FEATURES

- Universal mounting and double-face with interchangeable red/green color letters
- Injection-molded, engineering grade, 5VA flame retardant, high-impact resistant, thermoplastic in white and black housing finish
- 90 minutes of battery backup & compatible with remote heads
- Remote output power 2W at 3.6VDC. Supports up to two (2) single or one (1) double 3.6VDC remote heads
- Meets UL924, NFPA 101 Life Safety Code, NEC, OSHA, local and state codes. Compliant with California Title 20

Color Switching, Thermoplastic Exit Combo



PERFORMANCE

Catalog Number	Finish	Remote Head	Self Diagnostic	Letter Color	Input Power	Input Current @ 120V (A)	Input Current @ 277V (A)	Lumens (lm)	Color Temperature	Input Voltage (V)	Battery Voltage
ECOMBO	White	No	No	Red / Green Switchable	3.5W	0.031A	0.016A	180 lm	6500K	120-277V	3.6V
ECOMBO-R		Yes			4W	0.032A	0.017A	181 lm			
ECOMBO-S		No	Yes		2W	0.03A		182 lm			
ECOMBO-RS		Yes			2.8W	0.045A		183 lm			
ECOMBO-B	Black	No	No		3.5W	0.031A	0.016A	184 lm			
ECOMBO-R-B		Yes			4W	0.032A	0.017A	185 lm			

TECHNICAL SPECIFICATIONS

CONSTRUCTION

Product Type

Color switching, thermoplastic exit combo

Housing Material

Injection-molded thermoplastic ABS housing, UL 94V-0 flame rating

Housing Finish

White finish

Lens Panel

Features 6" height letters with 3/4" stroke in both red and green colors.

Lettering

Supplied with two faces for single or double face installation

Face Configuration

Field-installable, removable chevron directional indicators for all configurations

Illumination Source

2 Square lamp heads

Optical System

Precision engineered prismatic lens

Head Orientation

Adjustable heads for aiming light where required

Remote Capable

Yes - Remote version supports up to two (2) 3.6VDC remote heads

INSTALLATION

Mounting

Universal J-Box mounting pattern

Application

Wall mount

Mounting Height

9.3 ft

Emergency egress coverage (ft) Mounting at height of 7.5 ft

14 ft x 3 ft mounted @ 7.5 ft

Spacing Criteria for Emergency Egress

13 ft on center assuming 7.5 ft mounting height with egress path 3 ft out

ELECTRICAL

Operating Frequency

50/60 Hz

Operating Temperature

32°F to 104°F (0°C to 40°C)

Power Factor

0.8

EMERGENCY CHARACTERISTICS

Battery Backup

Yes

Emergency Illumination

Minimum 90 minutes emergency operation

Battery

Built-in 3.6V 1000mAh NI-MH battery

Recharge Time

Maximum 24 hours for full recharge time

Battery Operating Temperature

32°C to 104°C (0°F to 40°F)

Testing Method

Integrated test switch & charge indicator

COMPLIANCE

Listings

UL Listed, UL924 Compliant

Environment

Suitable for use indoors in dry and damp environments

IP Rating

IP20

Illumination standard

NEC and OSHA illumination standards

California Title 20 Compliant

Yes

California Energy Commission (CEC) Status

Lawful for sales in California

RoHS

Mercury and UV free. RoHS-compliant components

FCC

Complies with Part 15 of the FCC Rules

OTHER

Warranty


RAB warrants that our LED products will be free from defects in materials and workmanship for a period of three (3) years from the date of delivery to the end user, including coverage of light output, color stability, driver performance and fixture finish. RAB's warranty is subject to all terms and conditions found at rablighting.com/warranty.

ECOMBO Exit Sign Combo



DIMENSIONS

ECOMBO
Weight: 4.1 lbs



ACCESSORIES

Standard Remote Heads



Catalog Number	No. of Heads	UPC	Description
EREMOTE-1	Max 2	192552021869	Indoor Remote Heads 1 Head Multi-Volt
EREMOTE	Max 1	192552021906	Indoor Remote Heads 2 Heads Multi-Volt
EREMOTE-1B	Max 2	192552054508	Indoor Remote Heads 1 Head Multi-Volt Black-Housing
EREMOTE-B	Max 1	192552033329	Indoor Remote Heads 2 Heads Black-Housing Multi-Volt

Waterproof Remote Heads



Catalog Number	No. of Heads	UPC	Description
EREMOTEOUT-1	Max 2	192552033336	Outdoor Remote Heads 1 Head Grey-Housing
EREMOTEOUT	Max 1	192552033343	Outdoor Remote Heads 2 Heads Grey-Housing
EREMOTEOUT-1B	Max 2	192552054515	Outdoor Remote Heads 1 Head Black-Housing
EREMOTEOUT-B	Max 1	192552054522	Outdoor Remote Heads 2 Heads Black-Housing
EREMOTEOUT-1W	Max 2	192552046190	Outdoor Remote Heads 1 Head White-Housing
EREMOTEOUT-W	Max 1	192552046206	Outdoor Remote Heads 2 Heads White-Housing

ECOMBO Exit Sign Combo



ORDERING INFO

Catalog Number	UPC	Case Pack
ECOMBO	192552019965	6
ECOMBO-R	192552019910	6
ECOMBO-S	192552019934	6
ECOMBO-RS	192552021630	6
ECOMBO-B	192552054591	6
ECOMBO-R-B	192552054607	6

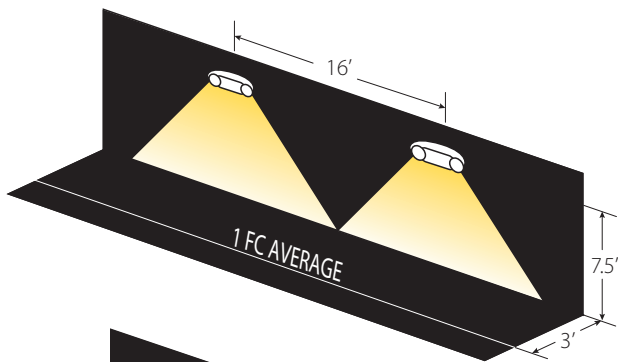
ORDERING MATRIX

Family	Remote Capacity	Self Diagnostic	Housing Color	Lettering Color
ECOMBO	<input type="text"/>	<input type="text"/>	<input type="text"/>	<input type="text"/>
	Blank R	Not Remote Capable Remote Capable	Blank S	Not Self Diagnostic Self Diagnostic
			Blank B	White Black
				Blank Red/Green Selectable

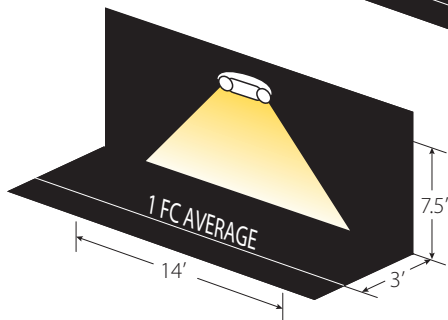
MAXIMUM SPACING GUIDELINES

Mounting Height	Path of Egress, 3' Out		Path of Egress, 6' Out		Application Notes
	Single Luminaire	Multiple Luminaires	Single Luminaire	Multiple Luminaires	
7.5'	14'	16'	2'	11'	Room Size: 50' L x 8' W x 9' H <i>Direct calculation method used. Reflectances excluded.</i>
	Tilt: 20°	Tilt: 20°	Tilt: 30°	Tilt: 30°	
	Orient: 40°	Orient: 40°	Orient: 10°	Orient: 10°	

NFPA 101 Life Safety Code emergency egress: 1 FC average, 0.1 FC minimum & 40:1 max:min



Example of multiple luminaires lighting a 3' path of egress.



Example of a single luminaire lighting a 3' path of egress.