

# EXIT/EXIT34 Exit Sign



EXIT-R



EXIT34-RG



EXIT34-RG/E-B

PROJECT: \_\_\_\_\_

DATE: \_\_\_\_\_

TYPE: \_\_\_\_\_

PREPARED BY: \_\_\_\_\_



## KEY FEATURES

- Universal mounting and double-face with interchangeable red/green color letters
- Injection-molded, engineering grade, 5VA flame retardant, high-impact resistant, thermoplastic in white and black housing finish
- AC only , or 90 minutes of battery backup & compatible with remote heads
- Maximum 24 hours for full recharge time
- Remote output power 2W at 3.6VDC. Supports up to two (2) single or one (1) double 3.6VDC remote heads
- Meets UL924, NFPA 101 Life Safety Code, NEC, OSHA, local and state codes. Compliant with California Title 20
- Ultra-economy exit signs available field installed red or green letters and battery backup.

## Color Switching, Thermoplastic Exit



## PERFORMANCE

Catalog Number	Finish	Battery Back Up	Remote Head	Letter Color	Faces	Input Voltage	Wattage	Battery Voltage	Input Current @120V (A)	Input Current @277V (A)	Maximum Output Wattage (W)
EXIT-R		Yes	Yes				2W	3.6V	0.035A	0.015A	4W
EXIT34-RG	White	AC Only		Red / Green Switchable	Universal Single/ Double Face	120-277V					-
EXIT34-RG/E			No				1.2W	1.2V	0.02A	.01A	-
EXIT34-RG/E-B	Black	Yes									

## TECHNICAL SPECIFICATIONS

### CONSTRUCTION

**Product Type**

Color switching, thermoplastic exit combo

**Housing Material**

Injection-molded thermoplastic ABS housing, UL 94V-0 flame rating

**Housing Finish**

EXT34 - White & Black finish  
EXIT-R - White finish only

**Lettering**

Features 6" height letters with 3/4" stroke in both red and green colors.

**Face Configuration**

Supplied with two faces for single or double face installation

**Arrow Configuration**

Field-installable, removable chevron directional indicators for all configurations

**Illumination Source**

2 Square lamp heads

**Optical System**

Precision engineered prismatic lens

**Head Orientation**

Adjustable heads for aiming light where required

**Remote Capable**

EXIT-R: Yes - remote version supports up to two (2) 3.6VDC remote heads

### INSTALLATION

**Mounting**

Universal J-Box mounting pattern

**Application**

Can be mounted using back, top, or end

**Mounting Height**

9.3 ft

**Emergency egress coverage (ft) Mounting at height of 7.5 ft**

14 ft x 3 ft mounted @ 7.5 ft

**Spacing Criteria for Emergency Egress**

13 ft on center assuming 7.5 ft mounting height with egress path 3 ft out

### ELECTRICAL

**Operating Frequency**

50/60 Hz

**Operating Temperature**

32°F to 104°F (0°C to 40°C)

**Power Factor**

0.8

### EMERGENCY CHARACTERISTICS

**Battery Backup**

Yes

**Emergency Illumination**

Minimum 90 minutes emergency operation

**Battery**

Built-in 3.6V 1000mAh NI-MH battery

**Recharge Time**

Maximum 24 hours for full recharge time

**Battery Operating Temperature**

32°C to 104°C (0°F to 40°F)

**Testing Method**

Integrated test switch & charge indicator

### COMPLIANCE

**Listings**

UL Listed, UL924 Compliant

**Environment**

Suitable for use indoors in dry and damp environments

**IP Rating**

IP20

**Illumination standard**

NEC and OSHA illumination standards

**California Title 20 Compliant**

Yes

**California Energy Commission (CEC) Status**

Lawful for sales in California

**RoHS**

Mercury and UV free. RoHS-compliant components

**FCC**

Complies with Part 15 of the FCC Rules

### OTHER

**Warranty**


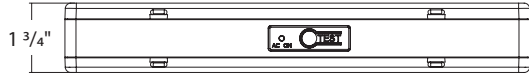
RAB warrants that our LED products will be free from defects in materials and workmanship for a period of three (3) years from the date of delivery to the end user, including coverage of light output, color stability, driver performance and fixture finish. RAB's warranty is subject to all terms and conditions found at [rablighting.com/warranty](http://rablighting.com/warranty).

# EXIT/EXIT34 Exit Sign

## DIMENSIONS



### EXIT-R

Weight: 3.2 lbs



### EXIT34

Weight: 2.1 lbs



## ACCESSORIES

### Standard Remote Heads



Catalog Number	No. of Heads	UPC	Description
EREMOTE-1	Max 2	192552021869	Indoor Remote Heads 1 Head Multi-Volt
EREMOTE	Max 1	192552021906	Indoor Remote Heads 2 Heads Multi-Volt
EREMOTE-1B	Max 2	192552054508	Indoor Remote Heads 1 Head Multi-Volt Black-Housing
EREMOTE-B	Max 1	192552033329	Indoor Remote Heads 2 Heads Black-Housing Multi-Volt

### Waterproof Remote Heads



Catalog Number	No. of Heads	UPC	Description
EREMOTEOUT-1	Max 2	192552033336	Outdoor Remote Heads 1 Head Grey-Housing
EREMOTEOUT	Max 1	192552033343	Outdoor Remote Heads 2 Heads Grey-Housing
EREMOTEOUT-1B	Max 2	192552054515	Outdoor Remote Heads 1 Head Black-Housing
EREMOTEOUT-B	Max 1	192552054522	Outdoor Remote Heads 2 Heads Black-Housing
EREMOTEOUT-1W	Max 2	192552046190	Outdoor Remote Heads 1 Head White-Housing
EREMOTEOUT-W	Max 1	192552046206	Outdoor Remote Heads 2 Heads White-Housing

# EXIT/EXIT34 Exit Sign



## ORDERING INFO

Catalog Number	UPC	Case Pack
EXIT-R	192552019958	6
EXIT34-RG	192552026888	6
EXIT34-RG/E	192552026895	6
EXIT34-RG/E-B	192552036504	6

## ORDERING MATRIX

Family	Lettering Color	Battery Backup	Housing Color	Number of Sides	Driver	Remote Capacity
EXIT34	<input type="text"/>	<input type="text"/>	<input type="text"/>	<input type="text"/>	<input type="text"/>	<input type="text"/>
	RG Red/Green Selectable	Blank /E AC Only Battery Backup	Blank White Black	Blank Universal One Side or Doubled-Sided Faces with Removable Left/Right Arrows	Blank 120-277V	Blank Not Remote Capable

Family	Remote Capacity	Lettering Color	Battery Backup	Housing Color	Number of Sides	Driver
EXIT	<input type="text"/>	<input type="text"/>	<input type="text"/>	<input type="text"/>	<input type="text"/>	<input type="text"/>
	R Remote Capable	RG Red/Green Selectable	Blank Battery Backup	Blank White	Blank Universal One Side or Doubled-Sided Faces with Removable Left/Right Arrows	Blank 120-277V