

LED Glass Filament HID Lamps



50-450W LED, Clear Glass, Filament LED
Technology, UL Type B, 120-277V, E26 & EX39 Base

PROJECT:

DATE:

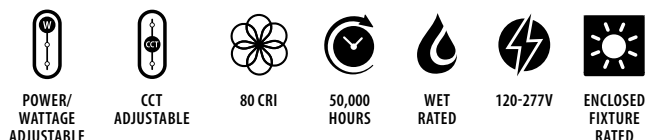
TYPE:

PREPARED BY:



KEY FEATURES

- Compact design offering the perfect fit with existing HID fixtures
- Same look and feel as traditional HID lamps
- Suitable for use in both enclosed and open fixtures
- Integral driver enables lamp to be wired directly to line voltage without need for an external driver or ballast
- Models available with selectable wattage and CCT, or static wattage and static CCT (5000K)



PERFORMANCE

Catalog Number	Wattage Equivalency	Input Wattage	Lumens			Efficacy	Color Temperature	Shape
FHID-15-E26-850	50W	15W	2700lm			180lm/W	5000K	ED17
FHID-20-E26-850	70W	20W	3600lm			180lm/W	5000K	ED23.5
FHID-20-EX39-850	70W	20W	3600lm			180lm/W	5000K	ED23.5
FHID-45S-EX39-850	320W	45W 38W 30W	8750lm 7400lm 5850lm			195lm/W	5000K	ED28
FHID-65S-EX39-850	400W	65W 55W 45W	12600lm 10700lm 8700lm			195lm/W	5000K	ED37
FHID-85S-EX39-850	450W	85W 68W 60W	16500lm 13200lm 11700lm			195lm/W	5000K	ED37
			3000K	4000K	5000K			
FHID-25S-EX39-8CCT	100W	25W 20.5W 17W	4500lm 3700lm 3100lm	4700lm 3900lm 3250lm	5000lm 4100lm 3450lm	180lm/W@3000K 188lm/W@4000K 200lm/W@5000K	Field-Adjustable 3000/4000/5000K	ED28
FHID-45S-EX39-8CCT	320W	45W 38W 30W	7650lm 6460lm 5100lm	8100lm 6840lm 5400lm	8325lm 7030lm 5550lm	170lm/W@3000K 180lm/W@4000K 185lm/W@5000K	Field-Adjustable 3000/4000/5000K	ED37

TECHNICAL SPECIFICATIONS

CONSTRUCTION

Product Type

Glass LED filament HID replacement

Shape

ED17, ED23.5, ED28, ED37

Endcap Material

Metal

Enclosure Material

Glass lamp envelop

Lens Finish

Clear

INSTALLATION

Installation Method

UL Type B, Ballast Bypass

Enclosed Fixture Rated

Yes

Installation Orientation

Universal - both horizontal, base up or down installations

Base Type

E26 medium base & EX39 exclusionary mogul available

ELECTRICAL

Dimmable

FHID-20-EX39-850, dimmable on 120V Triac dimmers

Input Voltage

120-277V Wide Voltage

Operating Frequency

50/60Hz

Operating Temperature

-22°F to 113 °F (-30 °C to 45 °C)

THD

≤20%

Power Factor

>0.9

Surge Protection

4 kV

LED CHARACTERISTICS

Beam Angle

360°

Color Temperature

5000K

3000K/4000K/5000K *Available on 25W & 45W Models

Color Accuracy (CRI)

80

R9 Value

High color performance with R9 greater than 6

Color Consistency

<7-step MacAdam Ellipse binning to achieve consistent fixture-to-fixture color

Color Stability

n/a

Color Uniformity

n/a

COMPLIANCE

Listings

ETL Listed

Environment

Suitable for use indoors and outdoors in dry, damp, or wet environments.

Fixture Rating

Suitable for use in enclosed fixtures

IP Rating

IP54

DLC Listed

Yes, EX39 Models only

California Energy Commission (CEC) Status

Lawful for Sale in California

FCC

Complies with Part 15 of the FCC Rules

RoHS

Mercury and UV free. RoHS-compliant components.

OTHER

Warranty

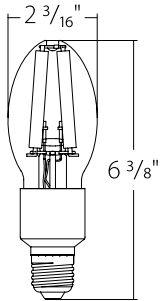
RAB warrants that our LED products will be free from defects in materials and workmanship for a period of five (5) years from the date of delivery to the end user, including coverage of light output, color stability, driver performance and fixture finish. RAB's warranty is subject to all terms and conditions found at rablighting.com/warranty.

LED Glass Filament HID Lamps

DIMENSIONS

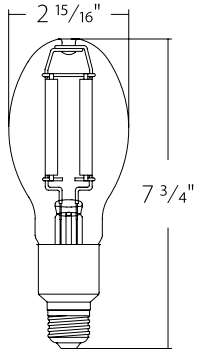
FHID-15-E26-850

Weight: 0.35 lb



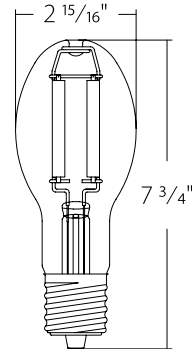
FHID-20-E26-850

Weight: 0.37 lb



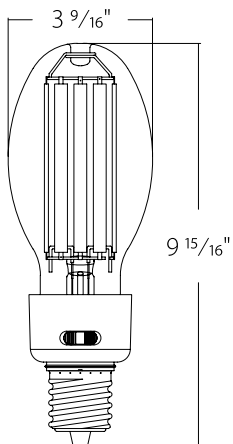
FHID-20-EX39-850

Weight: 0.37 lb



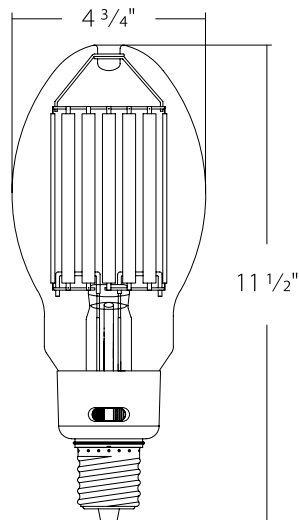
FHID-45S-EX39-850

Weight: 0.55 lb



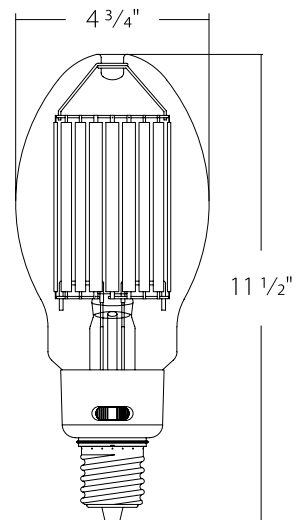
FHID-65S-EX39-850

Weight: 1.1 lb



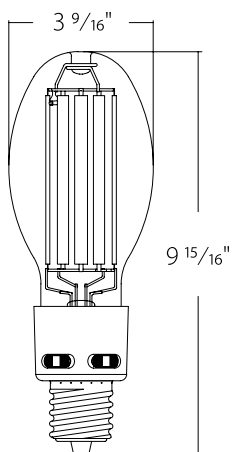
FHID-85S-EX39-850

Weight: 1.1 lb



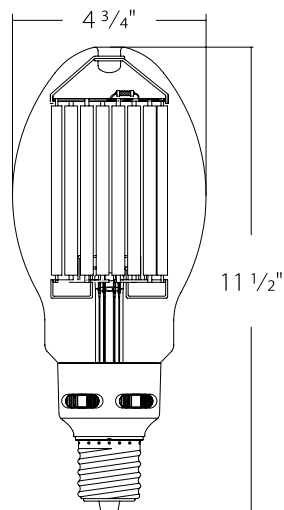
FHID-25S-EX39-8CCT

Weight: 0.44 lb



FHID-45S-EX39-8CCT

Weight: 1.1 lb



LED Glass Filament HID Lamps



ACCESSORIES

Adapters



HID-ACC-EX39



HID-ACC-E26

Catalog Number	UPC	Description
HID-ACC-E26 HID ACC	192552045568	E26 Adapter
HID-ACC-EX39 HID ACC	192552045575	EX39 Adapter

ORDERING INFO

Catalog	Model Number	UPC	Case Pack
FHID-15-E26-850	H10105(FHID-15-E26-850)	192552045902	12
FHID-20-E26-850	H10106(FHID-20-E26-850)	192552045919	12
FHID-20-EX39-850	H10107(FHID-20-EX39-850)	192552045926	12
FHID-45S-EX39-850	H10109(FHID-45S-EX39-850)	192552045940	12
FHID-65S-EX39-850	H10111(FHID-65S-EX39-850)	192552045964	6
FHID-85S-EX39-850	H10112(FHID-85S-EX39-850)	192552045971	6
FHID-25S-EX39-8CCT	H10108(FHID-25S-EX39-8CCT)	192552045933	12
FHID-45S-EX39-8CCT	H10110(FHID-45S-EX39-8CCT)	192552045957	6

ORDERING MATRIX

Family	Size/Wattage	Base	CRI/Color Temp
FHID			
Filament HID Lamp	15	15W	EX39 Mogul Base E26 Medium Base*
	20	20W	
	25S	25W Selectable Wattage	
	45S	45W Selectable Wattage	
	65S	65W Selectable Wattage	
	85S	85W Selectable Wattage	
			8CCT 80CRI, 3000/4000/5000K Selectable CCT** 850 80CRI, 5000K**

*Available in 15W & 20W only

**CCT selectable only available for 25S and 45S models. 5000K static is only available for all others.