


R34 Square CCT Adjustable



PROJECT: _____

DATE: _____

TYPE: _____

PREPARED BY: _____



Economical CCT-adjustable square retrofit



KEY FEATURES

- Use to replace traditional halogen and incandescent light sources
- 5 color temperatures in 1 SKU (2700/3000/3500/4000/5000K)
- Compatible with most standard recessed housings
- E26 Edison base adapter included
- 50,000-hour lifespan

PERFORMANCE												
Catalog Number	Size	Trim Style	Equivalency	Input Wattage	Lumens	Efficacy	Dim Type	Input Voltage	Beam Angle	Color Temperature	Enviroment	Energy Star ID
R34S-4	4"	Smooth	60W Incandescent	7W	600 lm	86 lm/W	TRIAC/ELV	120V	90°	Field-Adjustable via dip switch 2700/3000/3500/ 4000/5000K	Wet	3706788
R34S-4B		Baffle										3706788
R34S-6	6"	Smooth	75W Incandescent	10W	900lm	90 lm/W						3706789
R34S-6B		Baffle										3706789

R34 Square CCT Adjustable



PERFORMANCE (CONT.)

4" Smooth

Catalog Number	Wattage	CCT	Lumens	Efficacy	Equivalent Wattage
R34S-4	6W	2700K	623 lm	107 lm/W	60W Incandescent
		3000K	646 lm	110 lm/W	
		3500K	676 lm	115 lm/W	
		4000K	678 lm	116 lm/W	
		5000K	669 lm	115 lm/W	

4" Baffle

Catalog Number	Wattage	CCT	Lumens	Efficacy	Equivalent Wattage
R34S-4B	6W	2700K	624 lm	106 lm/W	60W Incandescent
		3000K	648 lm	110 lm/W	
		3500K	680 lm	115 lm/W	
		4000K	683 lm	116 lm/W	
		5000K	675 lm	115 lm/W	

6" Smooth

Catalog Number	Wattage	CCT	Lumens	Efficacy	Equivalent Wattage
R34S-6	9W	2700K	932 lm	106 lm/W	75W Incandescent
		3000K	979 lm	111 lm/W	
		3500K	1,044 lm	118 lm/W	
		4000K	1,044 lm	119 lm/W	
		5000K	1,014 lm	116 lm/W	

6" Baffle

Catalog Number	Wattage	CCT	Lumens	Efficacy	Equivalent Wattage
R34S-6B	9W	2700K	993 lm	107 lm/W	75W Incandescent
		3000K	980 lm	112 lm/W	
		3500K	1,044 lm	118 lm/W	
		4000K	1,044 lm	119 lm/W	
		5000K	1,012 lm	116 lm/W	

R34 Square CCT Adjustable



TECHNICAL SPECIFICATIONS

CONSTRUCTION

Product Type

Retrofit Downlight

Size

4" and 6"

Shape

Square

Trim Style

Smooth, Baffle

Enclosure Material

Plastic

Finish

White

Lens Finish

Polycarbonate light diffuser distributes light evenly and smoothly for general lighting applications

INSTALLATION

Mounting

Recessed can housing

Base

E26 Edison

ELECTRICAL

Dimmable

Yes, dimmable down to 10% on compatible TRIAC/ELV dimming systems. See Dimmer Compatibility List.

Driver

Constant Current

Input

120V

Operating Frequency

60 Hz

Operating Temperature

-4°F to 104°F (-20°C to 40°C)

Power Factor

≥0.7

Flicker

≤30%

LED CHARACTERISTICS

Beam Angle

90°

Color Temperature

Field adjustable via dip switch 2700K/3000K/3500K/4000K/5000K

Color Accuracy (CRI)

>90

R9 Value

High color performance with R9 greater than 50

Color Consistency

<4-step MacAdam Ellipse binning to achieve consistent fixture-to-fixture color. (2700K & 5000K)

Color Stability

LED color temperature is warrantied to shift no more than 200K in color temperature over a 5-year period

Color Uniformity

RAB's range of Correlated Color Temperature follows the guidelines of the American National Standard for Specifications for the Chromaticity of Solid State Lighting (SSL) Products, ANSI C78.377-2017.

COMPLIANCE

Listings

UL Classified, UL Recognized

Environment

Suitable for use indoors and outdoors in dry, damp, or wet environments.

IC Rated

No

Air Tight

No

Energy Star Approved

This product is ENERGY STAR® Certified

DLC Listed

No

California Title 20 Compliant

Can be used to conform with the requirements of California Title 20.

California Title 24 JA8 Compliant

No

California Energy Commission (CEC) Status

Lawful for Sales in California

NEC Compliant

Suitable for use in closets. Compliant with NEC Sec. 410.16 (A)(1) and 410.16 (C3).

IESNA LM-79 & LM80 Testing

RAB LED luminaires and LED components have been tested by an independent laboratory in accordance with IESNA LM-79 and LM-80.

RoHS

Mercury and UV free. RoHS-compliant components

FCC

Complies with Part 15 of the FCC Rules

OTHER

Warranty

RAB warrants that our LED products will be free from defects in materials and workmanship for a period of five (5) years from the date of delivery to the end user, including coverage of light output, color stability, driver performance and fixture finish.

RAB's warranty is subject to all terms and conditions found at rablighting.com/warranty.

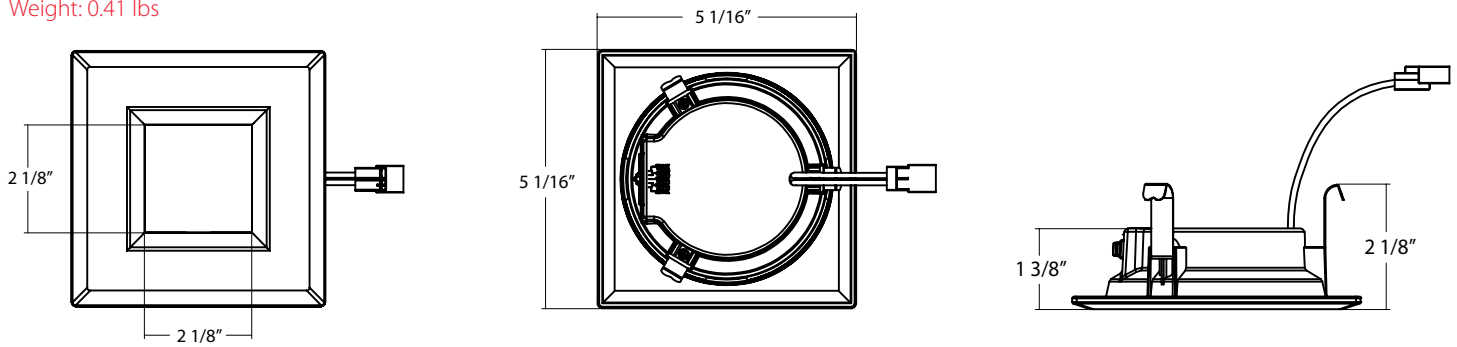
R34 Square CCT Adjustable

RAB

DIMENSIONS

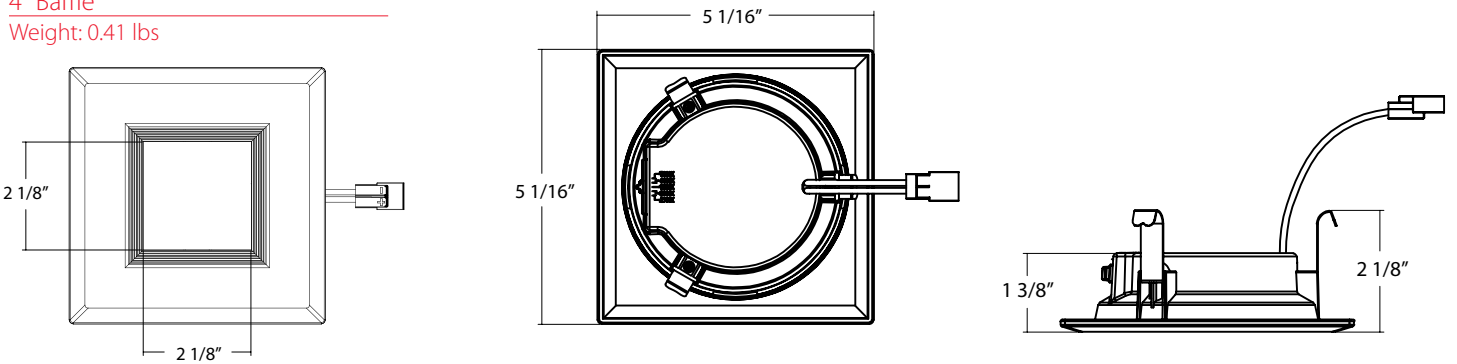
4" Smooth

Weight: 0.41 lbs



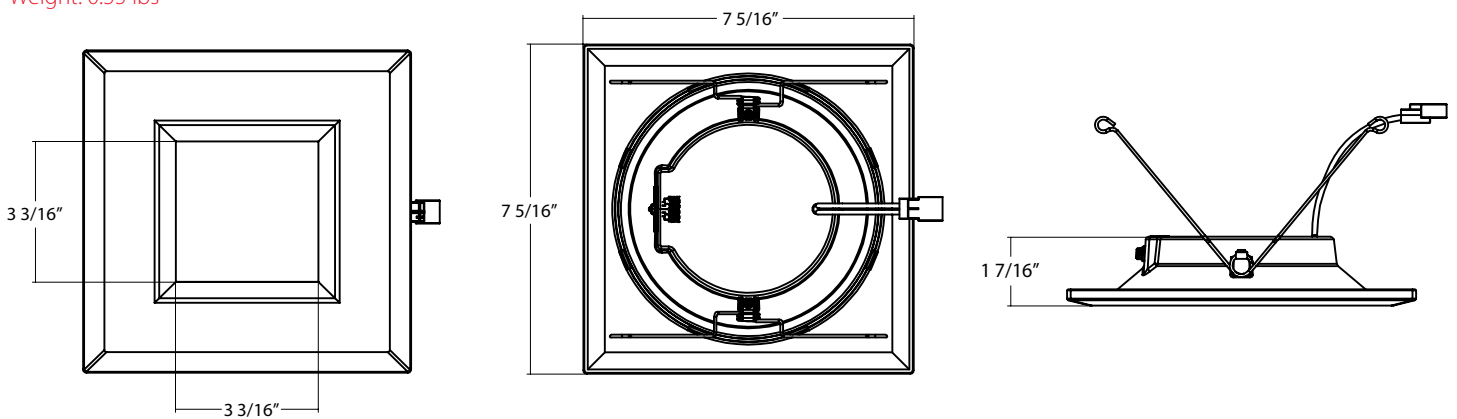
4" Baffle

Weight: 0.41 lbs



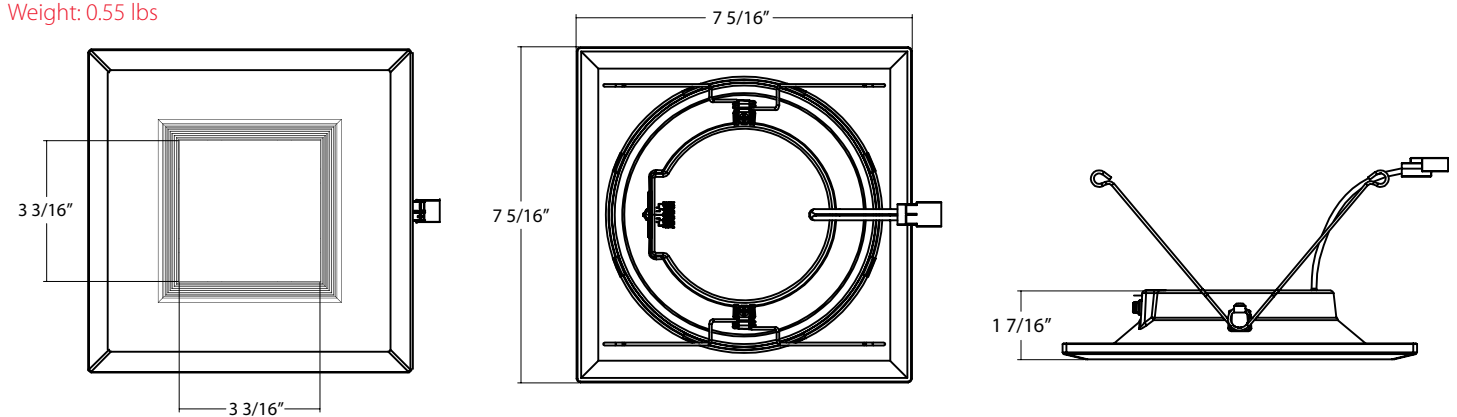
6" Smooth

Weight: 0.55 lbs



6" Baffle

Weight: 0.55 lbs



R34 Square CCT Adjustable



ACCESSORIES

Housing



NDCANIC4R



NDCANIC6R




NDCANIC4R



NDCANIC6R

Catalog Number	UPC	Description
NDCANIC4R	19813702346	4" New construction housing
RDCANIC4R	19813702322	4" Retrofit housing
NDCANIC6R	19813702353	6" New construction housing
RDCANIC6R	19813702339	6" Retrofit housing

Emergency Backup Driver



DRI-21-EMGR-DC-D10



DRI-25-EMGR-DC

Catalog Number	UPC	Description
DRI-21-EMGR-DC-D10	192552028264	Emergency driver 21W 0-10V T20
DRI-25-EMGR-DC	019813519180	Emergency driver 25W

ORDERING INFO

Catalog Number	Model Number	UPC	Case Pack
R34S-4	DLR0157(R34S-4)	192552042697	12
R34S-4B	DLR0158(R34S-4B)	192552042703	12
R34S-6	DLR0159(R34S-6)	192552042710	12
R34S-6B	DLR0160(R34S-6B)	192552042727	12

ORDERING MATRIX

Family	Size/Wattage	Shape	CRI/Color Temp	Driver	Finish	Trim
R34	<div>4 6</div> <div>4", 6W 6", 9W</div>	<div>S</div> <div>Square</div>	<div>Blank</div> <div>90 CRI; 2700/3000/3500/4000/5000K</div>	<div>Blank</div> <div>120V; TRIAC/ELV</div>	<div>Blank</div> <div>White</div>	<div>Blank B</div> <div>Smooth Baffle</div>

R34 4"6" Square 5CCT

Dimmer Compatibility List



R34S-4
R34S-4B
R34S-6
R34S-6B

Visit www.rablighting.com for periodic updates to this list or contact us at 888-722-1000 for questions or comments.

Dimmers		Lamp Quantities						
Brand	Model	1 lamp	2 lamp	3 lamp	4 lamp	5 lamp	6 lamp	Dimming Range
Lutron	MACL-153M	✓	✓	✓	✓	✓	✓	10-100%
Lutron	SCL-153P	✓	✓	✓	✓	✓	✓	10-100%
Leviton	6674	✓	✓	✓	✓	✓	✓	10-100%
Lutron	DVCL-153P	✓	✓	✓	✓	✓	✓	10-100%
Leviton	NO.6672	✓	✓	✓	✓	✓	✓	10-100%
Lutron	CTCL-153PDH-WH	✓	✓	✓	✓	✓	✓	10-100%
Lutron	TGCL-153PH-WH	✓	✓	✓	✓	✓	✓	10-100%
Leviton	R12-06672-ILW	✓	✓	✓	✓	✓	✓	10-100%
Leviton	R50-IPL06-10M	✓	✓	✓	✓	✓	✓	10-100%
Lutron	DVWCL-153PH-WH	✓	✓	✓	✓	✓	✓	10-100%
RAB	XDIM	✓	✓	✓	✓	✓	✓	10-100%