



# Remote Emergency Units



EREMOTE-1  
EREMOTE-1H  
EREMOTE-1S  
EREMOTE-1HS



EREMOTE  
EREMOTE-H  
EREMOTE-S  
EREMOTE-HS



EREMOTE-1HB



EREMOTE-B

PROJECT: \_\_\_\_\_

DATE: \_\_\_\_\_

TYPE: \_\_\_\_\_

PREPARED BY: \_\_\_\_\_



EREMOTEOUT-1H



EREMOTEOUT-1HB



EREMOTEOUT-1



EREMOTEOUT-H



EREMOTEOUT-HB



EREMOTEOUT

## KEY FEATURES

- Built with durable thermoplastic or aluminum housing design
- Remote heads compatible with Exit Combos & Emergency Units, see Remote Head Compatibility List
- **Self-diagnostics** available in select models
- **High-lumen** models
- Select models suitable for **indoor/outdoor** applications in **dry, damp, wet or cold** environments.

## Remote heads and test button switch



\*Select models

## PERFORMANCE

Catalog Number	Lumens (per head)	Lumens (per fixture)	Housing Material	Housing Color	Mounting	# of Heads	Remote Capacity	Self Diagnostic	IP Rating	Warranty
EREMOTE-1	45 lm	45 lm	Thermoplastic	White	Wall Mount	1-Lamp Head	No	No	Indoor	5-year, no compromise
EREMOTE-1H	65 lm	65 lm	Thermoplastic	White	Wall Mount	1-Lamp Head	No	No	Indoor	5-year, no compromise
EREMOTE-1S	45 lm	45 lm	Thermoplastic	White	Wall Mount	1-Lamp Head	No	Yes	Indoor	5-year, no compromise
EREMOTE-1HS	65 lm	65 lm	Thermoplastic	White	Wall Mount	1-Lamp Head	No	Yes	Indoor	5-year, no compromise
EREMOTE	45 lm	90 lm	Thermoplastic	White	Wall Mount	2-Lamp Heads	No	No	Indoor	5-year, no compromise
EREMOTE-H	65 lm	130 lm	Thermoplastic	White	Wall Mount	2-Lamp Heads	No	No	Indoor	5-year, no compromise
EREMOTE-S	45 lm	90 lm	Thermoplastic	White	Wall Mount	2-Lamp Heads	No	Yes	Indoor	5-year, no compromise
EREMOTE-HS	65 lm	130 lm	Thermoplastic	White	Wall Mount	2-Lamp Heads	No	Yes	Indoor	5-year, no compromise
EREMOTE-RTS	N/A	N/A	Thermoplastic	White	Wall Switch Mount	None	No	No	Indoor	5-year, no compromise
EREMOTE-1HB	65 lm	65 lm	Thermoplastic	Black	Wall Mount	1-Lamp Head	No	No	Indoor	5-year, no compromise
EREMOTE-B	45 lm	90 lm	Thermoplastic	Black	Wall Mount	2-Lamp Heads	No	No	Indoor	5-year, no compromise

## PERFORMANCE (CONT.)

Catalog Number	Lumens (per head)	Lumens (per fixture)	Housing Material	Housing Color	Mounting	# of Heads	Remote Capacity	Self Diagnostic	IP Rating	Warranty
EREMOTEOUT-1	45 lm	45 lm	Thermoplastic	White	Wall Mount	1-Lamp Head	No	No	Indoor/Outdoor	5-year, no compromise
EREMOTEOUT	45 lm	90 lm	Thermoplastic	White	Wall Mount	2-Lamp Heads	No	No	Indoor/Outdoor	5-year, no compromise
EREMOTEOUT-1H	65 lm	65 lm	Die Cast Aluminum	White	Wall Mount	1-Lamp Head	No	No	Indoor/Outdoor	5-year, no compromise
EREMOTEOUT-H	65 lm	130 lm	Die Cast Aluminum	White	Wall Mount	2-Lamp Heads	No	No	Indoor/Outdoor	5-year, no compromise
EREMOTEOUT-1HB	65 lm	65 lm	Die Cast Aluminum	Black	Wall Mount	1-Lamp Head	No	No	Indoor/Outdoor	5-year, no compromise
EREMOTEOUT-HB	65 lm	130 lm	Die Cast Aluminum	Black	Wall Mount	2-Lamp Heads	No	No	Indoor/Outdoor	5-year, no compromise

## TECHNICAL SPECIFICATIONS

### CONSTRUCTION

**Product Type**

Remote Emergency Units

**Shape**

Rectangle

**Housing Material**

Thermoplastic\*, die cast aluminum\*

**Housing Color**

White\*, black\*

**Remote Capacity**

No

**Number of Heads**

1-lamp, 2-lamp

**Head Shape**

Square

**Remote Heads Replaceable**

No

**Photocell**

No

### ELECTRICAL

**Input Voltage**

Multi-Volt (3.6V,9.6V,6V,12V)

**Operating Frequency**

N/A

**Operating Temperature**

32°F to 122°F (0°C to 50°C)

**Self Diagnostics**

Yes\*

\*Select models

### INSTALLATION

**Mounting Method**

Back

**Mounting Type**

Wall Mount

**Cold Weather Rated**

No

### COMPLIANCE

**Listings**

UL924 Listed

**Environment**

Suitable for use in dry, damp, and wet\* environments.

**IP Rating**

Indoor, outdoor\*

**California Title 20 Compliant**

No

**California Title 24 JA8 Compliant**

No

**California Energy Commission (CEC) Status**

Lawful for Sales in California

**FCC**

Complies with Part 15 of the FCC Rules.

### OTHER

**Warranty**

RAB warrants that our LED products will be free from defects in materials and workmanship for a period of five (5) years from the date of delivery to the end user, including coverage of light output, color stability, driver performance and fixture finish.

RAB's warranty is subject to all terms and conditions found at [rablighting.com/warranty](http://rablighting.com/warranty).

Battery is prorated.

**Note**

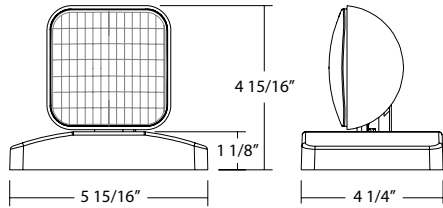
All values are typical (tolerance +/- 10%)

# Remote Emergency Units

## DIMENSIONS

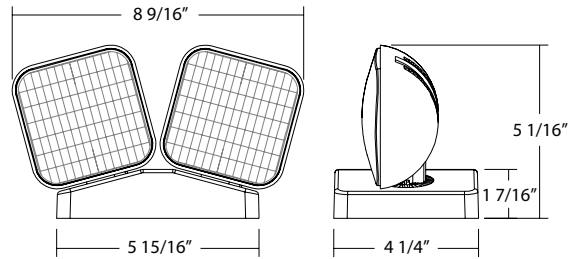
### EREMOTE-1

Weight: 0.4 lb



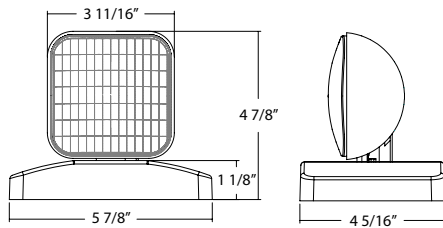
### EREMOTE

Weight: 0.6 lb



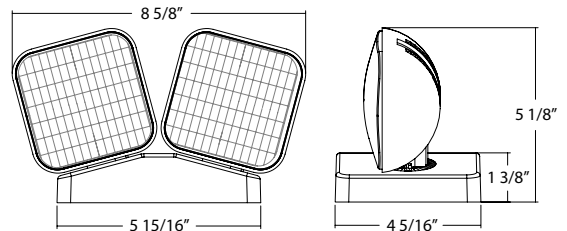
### EREMOTE-1HB

Weight: 0.4 lb



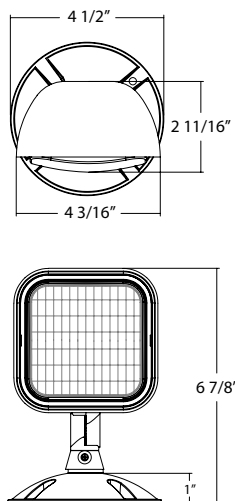
### EREMOTE-B

Weight: 0.6 lb



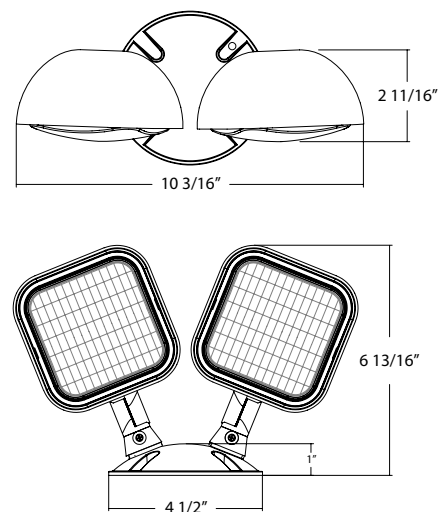
### EREMOTEOUT-1

Weight: 1 lb



### EREMOTEOUT

Weight: 1.8 lbs



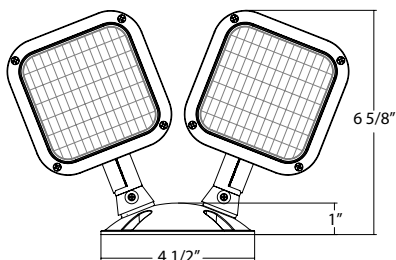
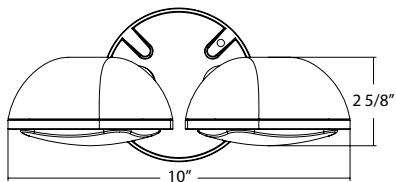
# Remote Emergency Units



## DIMENSIONS (CONT.)

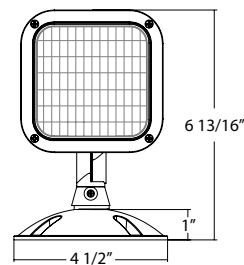
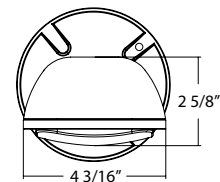
### EREMOTEOUT-H, EREMOTEOUT-HB

Weight: 1.8 lbs



### EREMOTEOUT-1H, EREMOTEOUT-1HB

Weight: 1 lb



## ACCESSORIES (SOLD SEPARATELY)



Catalog Number	UPC	Description
EREMOTE-RTS	192552021944	Emergency remote test button switch

## ORDERING INFO

Catalog Number	Certification Model Number	UPC	Case Pack
EREMOTE-1	RHLED1-MV	192552021869	12
EREMOTE-1H	RHLED1-MV-HL	192552021876	12
EREMOTE-1S	RHLED1SDT-MV	192552021883	12
EREMOTE-1HS	RHLED1SDT-MV-HL	192552021890	12
EREMOTE	RHLED2-MV	192552021906	12
EREMOTE-H	RHLED2-MV-HL	192552021913	12
EREMOTE-S	RHLED2SDT-MV	192552021920	12
EREMOTE-HS	RHLED2SDT-MV-HL	192552021937	12
EREMOTE-1HB	RHLED1-MVB-HL	192552033312	12
EREMOTE-B	RHLED2-MVB	192552033329	12
EREMOTEOUT-1	RHLED1-PWP-MV	192552033336	12
EREMOTEOUT	RHLED2-PWP-MV	192552033343	12

## ORDERING INFO (CONT.)

Catalog Number	Certification Model Number	UPC	Case Pack
EREMOTEOUT-1H	RHLED1-WP-MV-HL	192552033350	12
EREMOTEOUT-H	RHLED1-WP-MV-HL	192552033367	12
EREMOTEOUT-1HB	RHLED1-WP-MVB-HL	192552033374	12
EREMOTEOUT-HB	RHLED2-WP-MVB-HL	192552033381	12

## ORDERING MATRIX

Family	Environment	Head	Voltage	High Lumen	Self Diagnostics	Housing Color						
EREMOTE	-											
	Blank OUT	Indoor Outdoor	Blank 1	2 Heads 1 Head	Blank	Multi Volts	Blank H	No High Lumen	Blank S	No Self Diagnostics	Blank B	White Black

Family	Environment	Test Switch	Housing Color			
EREMOTE	-					
	Blank	Indoor	RTS	Remote Test Switch	Blank	White