

T10EM Field-Adjustable Tube w/Battery Backup



90 minutes
battery backup time



PROJECT: _____

DATE: _____

TYPE: _____

PREPARED BY: _____



KEY FEATURES

- Emergency solution: UL 924-certified T10 linear tubes; certified as a battery-powered backup
- Type B LED tube with field-adjustable power and color temperature
- Ideal for general-purpose lighting and as a battery-powered backup LED solution
- Built-in lithium battery for emergency lighting
- Provides 90 min. of light at 400 lumens under emergency use
- Ballast bypass reduces maintenance and replacement costs with a longer lifespan
- Includes tombstones and test button accessories

2, 3 or 4 ft LED T10 Tube
Wattage and CCT Adjustable, 120-277V,
90-Minute Emergency Backup



PERFORMANCE

Catalog Number	Length	Equivalency	Input Wattage	Lumens	Efficacy	Dim Type	Color Temperature	Base Type	DLC ID
T10EM-24	2 ft	17W Fluorescent	9/8/7W	1200/1100/940 lm	133/138/134 lm/W	TRIAC/ELV	4000K Factory Default Field Adjustable via dip switch 3000/3500/ 4000/5000/ 6500K	G13	S-YVNFKH
T10EM-36	3 ft	24W Fluorescent	12/10.5/9W	1620/1400/1230 lm	135/133/137 lm/W				S-WA9HK1
T10EM-48	4 ft	32W Fluorescent	16/14/12W	2200/1900/1650 lm	138/136/138 lm/W				S-O04MP6

Continued on next page.

T10EM Field-Adjustable Tube w/Battery Backup



PERFORMANCE CONT'D

Catalog Number	Wattage	Color Temperature	Lumens	Efficacy	Wattage Equivalent
T10EM-24	7	3000K	960	132	17W Fluorescent
		3500K	1000	139	
		4000K	1010	142	
		5000K	1016	142	
		6500K	1001	138	
	8	3000K	1093	133	
		3500K	1122	134	
		4000K	1120	138	
		5000K	1144	140	
		6500K	1137	136	
	9	3000K	1180	130	
		3500K	1217	132	
		4000K	1239	137	
		5000K	1227	134	
		6500K	1209	134	
T10EM-36	9	3000K	1235	138	24W Fluorescent
		3500K	1266	143	
		4000K	1285	145	
		5000K	1298	145	
		6500K	1275	140	
	10.5	3000K	1392	135	
		3500K	1423	140	
		4000K	1449	141	
		5000K	1461	141	
		6500K	1427	140	
	12	3000K	1543	132	
		3500K	1590	137	
		4000K	1652	141	
		5000K	1638	138	
		6500K	1598	134	
T10EM-48	12	3000K	1659	139	32W Fluorescent
		3500K	1709	142	
		4000K	1718	145	
		5000K	1732	146	
		6500K	1716	142	
	14	3000K	1824	139	
		3500K	1858	139	
		4000K	1881	144	
		5000K	1890	144	
		6500K	1870	140	
	16	3000K	2153	134	
		3500K	2205	136	
		4000K	2136	134	
		5000K	2119	132	
		6500K	2208	136	

TECHNICAL SPECIFICATIONS

CONSTRUCTION

Product Type

T10 LED Tube with emergency backup

Length (Nominal)

2', 3', 4'

Shape

T10

Lens Material

Polycarbonate

End Cap Material

Copper

Lens Finish

Frosted

INSTALLATION

Installation Method

UL Type B, Ballast Bypass, for installation on Non-Shunted G13 sockets

Emergency Fixture Use

Yes, complies with UL924

Base Type

G13

ELECTRICAL

Dimmable

Yes, dimmable down to 10% on compatible TRIAC/ELV dimming systems. See Dimmer Compatibility List.

Driver

- T10EM-24: Constant Current 120-277V 50/60 Hz; 120V: 75mA; 208V: 43mA; 240V: 38mA; 277V: 33mA
- T10EM-36: Constant Current 120-277V 50/60 Hz; 120V: 100mA; 208V: 58mA; 240V: 50mA; 277V: 43mA
- T10EM-48: Constant Current 120-277V 50/60 Hz; 120V: 133mA; 208V: 77mA; 240V: 67mA; 277V: 58mA

Input Voltage

120-277

Operating Frequency

50/60 Hz

Operating Temperature

-4°F to 113°F (-20°C to 45°C)

THD

<20%

Power Factor

0.9

Flicker

0.5

Emergency Operation

90 minutes

Emergency Lumens

400 Lumens

Battery Recharge Time

24 hours

COMPLIANCE

Listing

UL Classified, UL Recognized

Environment

Suitable for use in dry and damp environments

Fixture Rating

Suitable for use in enclosed fixtures

DLC Listed

This product is on the Design Lights Consortium (DLC) Qualified Products List and is eligible for rebates from DLC Member Utilities. Designed to meet DLC 5.1 requirements.

California Title 20 Compliant

No

California Title 24 JA8 Compliant

No

California Energy Commission (CEC)

Lawful for Sales in California

NSF Listed

Meets NSF/ANSI standards for use in Food Zone (non-contact), Splash, and Non-Food Zones. Tube guard required in open fixtures

IESNA LM79 & LM80 Testing

RAB LED luminaires and LED components have been tested by an independent laboratory in accordance with IESNA LM-79 and LM-80

RoHS

Mercury and UV free. RoHS-compliant components

LED CHARACTERISTICS

Beam Angle

140°

Color Consistency

<7-step (3500/4000/5000K); <5-step (3000/6500K) MacAdam Ellipse binning to achieve consistent fixture-to-fixture color

Color Stability

≥80

Color Accuracy (CRI)

LED color temperature is warranted to shift no more than 200K in color temperature over a 5-year period

Color Uniformity

RAB's range of Correlated Color Temperature follows the guidelines of the American National Standard for Specifications for the Chromaticity of Solid State Lighting (SSL) Products, ANSI C78.377-2017.

OTHER

Warranty

RAB warrants that our LED products will be free from defects in materials and workmanship for a period of five (5) years from the date of delivery to the end user, including coverage of light output, color stability, driver performance and fixture finish. RAB's warranty is subject to all terms and conditions found at rablighting.com/warranty.

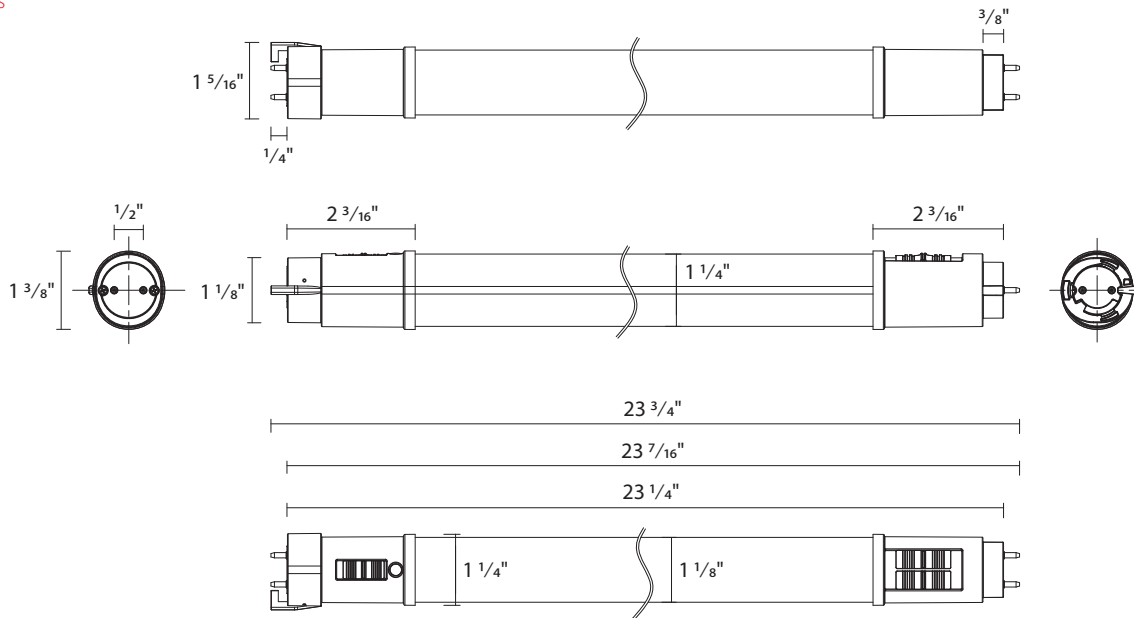
T10EM Field-Adjustable Tube w/Battery Backup



DIMENSIONS

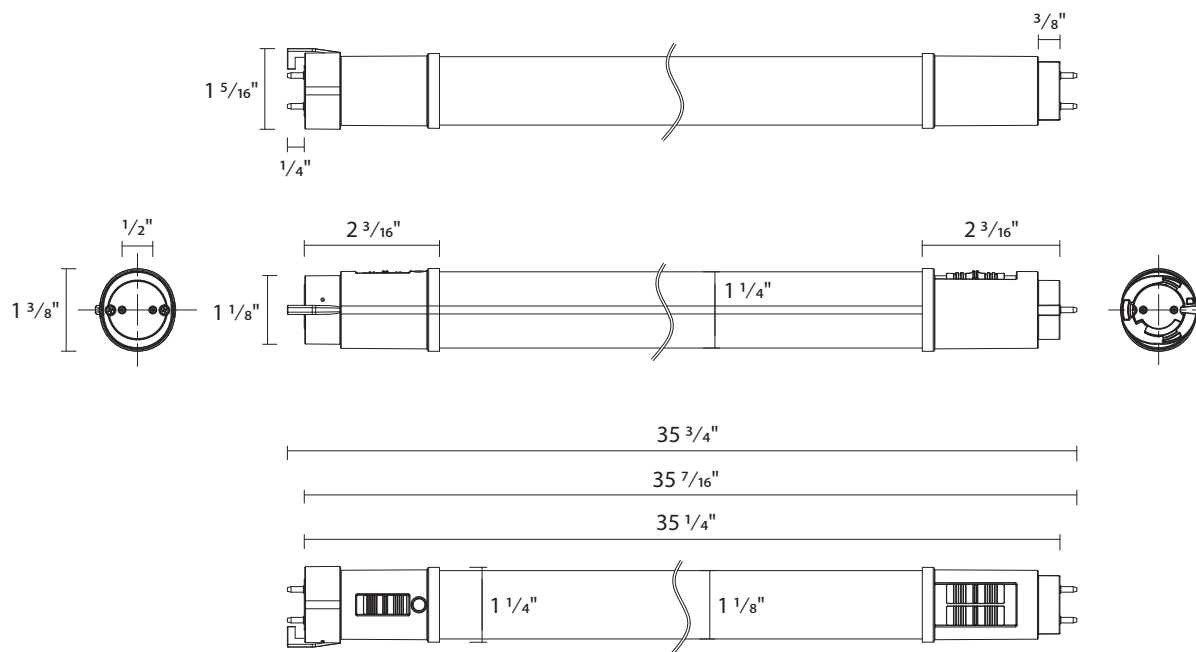
T10EM 24

Weight: 0.55 lbs



T10EM 36

Weight: 0.79 lbs

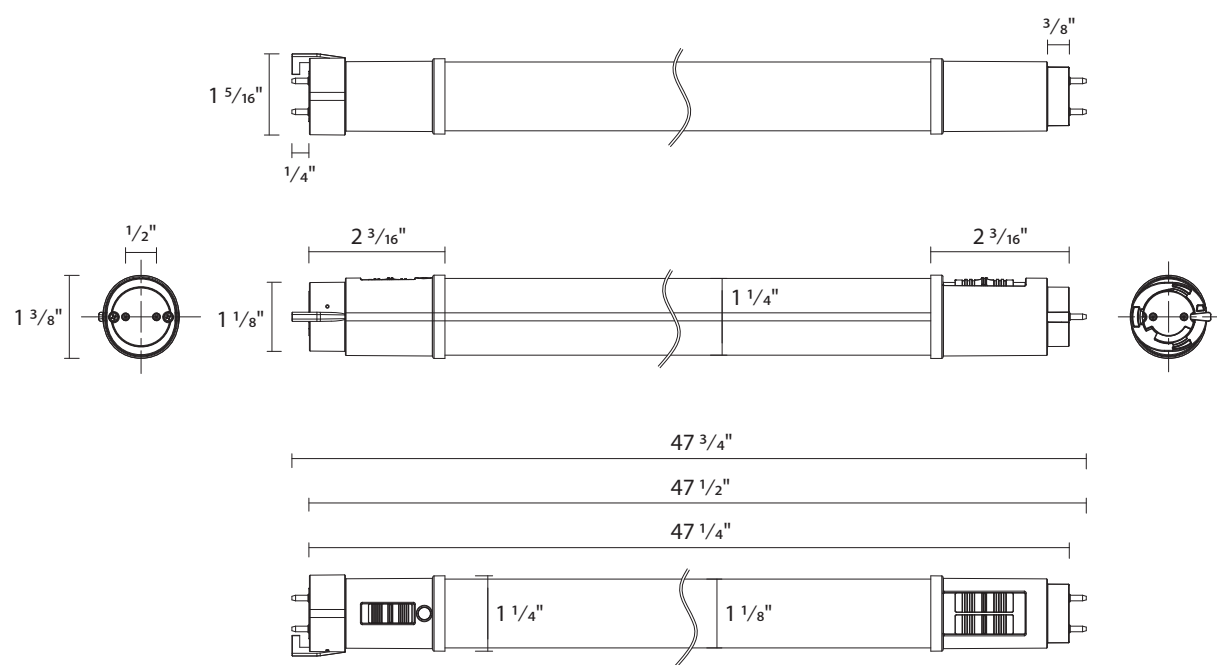


T10EM Field-Adjustable Tube w/Battery Backup



DIMENSIONS *CONT'D*

T10EM 48
Weight: 1.00 lbs



ACCESSORIES

T10EM Accessory Kit *(sold separately)*



1 x Battery backup test switch

+



2 x Lamp holders

+



2 x P3 Wiring orange caps

Catalog Number	UPC	Description	Packaging
T10EM-ACC KIT	192552025751	Accessory kit for T10EM Battery Backup Linear Tube includes (2) non-shunted lamp holders, (2) wire caps, and (1) test switch.	6

T10EM Field-Adjustable Tube w/Battery Backup



ORDERING INFO

Catalog Number	Model Number (DLC/Energy Star)	UPC	Case Pack
T10EM-24	T10307 (T10EM-24)	192552054157	10
T10EM-24	T10308 (T10EM-36)	192552054164	10
T10EM-24	T10309 (T10EM-48)	192552054171	10

ORDERING MATRIX

Family	Length/Wattage	Material	CRI/Color Temp	Wiring Method	Installation Type
T10EM	-				
	24 2 ft, 9/8/7W 36 3 ft, 12/10.5/9W 48 4 ft, 16/14/12W	Blank Plastic	Blank 80 CRI 3000/3500/4000/5000/6500K	Blank Single-Ended	Blank Ballast Bypass, Type B

DIMMER COMPATIBILITY LIST

T10EM-48
T10EM-36
T10EM-24

No.	Brand	Series	Model	Dimmer Range	Input Voltage (120V)
1	RAB	XDIM	XDIM	20-100%	Compatible
2	Lutron	MAESTRO	MAELV-600-AL	0-100%	Compatible
3	Lutron	SKYLARK	CTELV-303p-wh	10-100%	Compatible
4	Lutron	Diva	DVELV-300P-AL	10-100%	Compatible