


CCT-Adjustable WFD34 Recessed Downlight, Contractor Pack **RAB**



4" & 6", Smooth & Baffle, CCT-Adjustable,
120V, TRIAC Dimmable



PROJECT:

DATE:

TYPE:

PREPARED BY:



KEY FEATURES

- Recessed canless LED downlights designed for easy installation into new construction or remodel applications.
- **5 selectable color temperatures** in each fixture (2700/3000/3500/4000/5000K).
- **No housing required** and includes pre-wired junction box. IC and Air-Tight rated.
- **Available in smooth & baffle trims**, wet location rated, and CEC Title 24 compliant.
- Packaged in bulk case quantities of 12

PERFORMANCE

Catalog Number	Size	Trim Style	Wattage Equivalency	Input Wattage	Lumens	Efficacy (lm/W)	Dim Type	Input Voltage	Beam Angle	Color Temperature	CRI	L70 Lifespan	Environment							
WFD34-4/BP	4"	Smooth	40W Incandescent	7W	650 lm	86	TRIAC/ELV	120V	90°	Field adjustable via dip switch 2700/3000/3500/4000/5000K	90	30,000 hrs	Wet							
WFD34-4B/BP		Baffle																		
WFD34-6/BP	6"	Smooth	75W Incandescent	9.5W	900 lm	84														
WFD34-6B/BP		Baffle																		

4" WFD34 Smooth

Catalog Number	Wattage	Color Temperature (CCT)	Lumens (lm)	Efficacy (lm/W)	Equivalency
WFD34-4/BP	7W	2700K	593	85.3	40W Incandescent
		3000K	613	89.2	
		3500K	635	90.7	
		4000K	637	94.8	
		5000K	625	90.7	

4" WFD34 Baffle

Catalog Number	Wattage	Color Temperature (CCT)	Lumens (lm)	Efficacy (lm/W)	Equivalency
WFD34-4B/BP	7W	2700K	583	83.5	40W Incandescent
		3000K	606	88.7	
		3500K	623	91.5	
		4000K	635	93.7	
		5000K	628	90.7	

CCT-Adjustable WFD34 Recessed Downlight, Contractor Pack **RAB**

6" WFD34 Smooth

Catalog Number	Wattage	Color Temperature (CCT)	Lumens (lm)	Efficacy (lm/W)	Equivalency
WFD34-6/BP	9.5W	2700K	829	90.8	75W Incandescent
		3000K	868	93.8	
		3500K	909	95.7	
		4000K	878	93.7	
		5000K	850	93.0	

6" WFD34 Baffle

Catalog Number	Wattage	Color Temperature (CCT)	Lumens (lm)	Efficacy (lm/W)	Equivalency
WFD34-6B/BP	9.5W	2700K	816	88.3	75W Incandescent
		3000K	854	90.1	
		3500K	891	95.3	
		4000K	861	94.2	
		5000K	845	90.9	

TECHNICAL SPECIFICATIONS

CONSTRUCTION

Product Type

Canless Recessed Downlight

Size

4", 6"

Shape

Round

Enclosure Material

Dead front (non-metallic) trim for corrosive environments.

Finish

White

Lens Finish

Polycarbonate light diffuser distributes light evenly and smoothly for general lighting applications.

ELECTRICAL

Dimmable

Yes, dimmable down to 10% on compatible TRIAC/ELV dimming systems. See Dimmer Compatibility List.

Input Voltage

120V

Operating Frequency

60 Hz

Operating Temperature

-4°F to 104°F (-20°C to 40°C)

Power Factor

0.9

Flicker

<30%

LED CHARACTERISTICS

Beam Angle

90°

Color Temperature

Field adjustable via dip switch 2700/3000/3500/4000/5000K

Color Accuracy (CRI)

90

R9 Value

High color performance with R9 greater than 50

Color Consistency

<5-step (2700K & 5000K); <7-step (3000/3500/4000K) MacAdam Ellipse binning to achieve consistent fixture-to-fixture color.

COMPLIANCE

Listings

UL Listed

Environment

Suitable for use indoors and outdoors in dry, damp, or wet environments.

IC Rated

Suitable for direct contact with insulation. Type IC inherently protected, suitable for direct contact to air permeable insulation and cULus listed for damp locations. Not for use in direct contact with spray foam insulation, consult NEMA LSD57-2013.

Air Tight

Airtight certified per ASTM-E283.

California Title 24 JA8 Compliant

Can be used to conform with the requirements of California Title 24 Part 6.

California Energy Commission (CEC) Status

Lawful for Sales in California

NEC Compliant

Suitable for use in closets. Compliant with NEC Sec. 410.16 (A)(1) and 410.16 (C3).

IESNA LM-79 & LM80 Testing

RAB LED luminaires and LED components have been tested by an independent laboratory in accordance with IESNA LM-79 and LM-80.

RoHS

Mercury and UV free. RoHS-compliant components.

FCC

Complies with Part 15 of the FCC Rules

CCT-Adjustable WFD34 Recessed Downlight, Contractor Pack **RAB**

TECHNICAL SPECIFICATIONS (CONTINUED)

REMOTE DRIVER CONSTRUCTION

Remote Driver/Junction Box

- Aluminum driver / junction box with captive hinged junction box cover.
- Listed for (6) #12 AWG 90°C splice conductors, 2-in, 2-out plus (2) ground.
- Integral keyhole mounting slots facilitate direct mounting to building structure or new construction mounting frame.

Mounting

- Utilizes a remote driver with built-in junction box and quick disconnect; Eliminates the need for traditional downlight housings.
- Integral keyhole mounting tabs facilitate direct mounting to building structures or new construction mounting frames (sold separately).

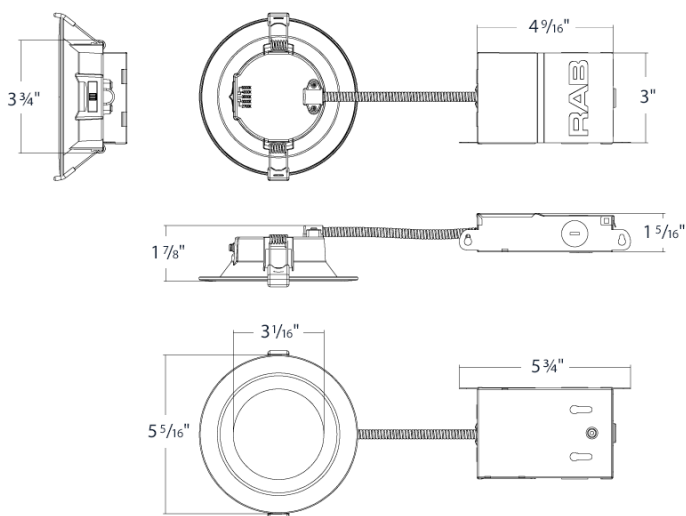
WARRANTY

The RAB 3-year, limited warranty covers light output, driver performance and paint finish. RAB's warranty is subject to all terms and conditions found at rablighting.com/warranty.

DIMENSIONS

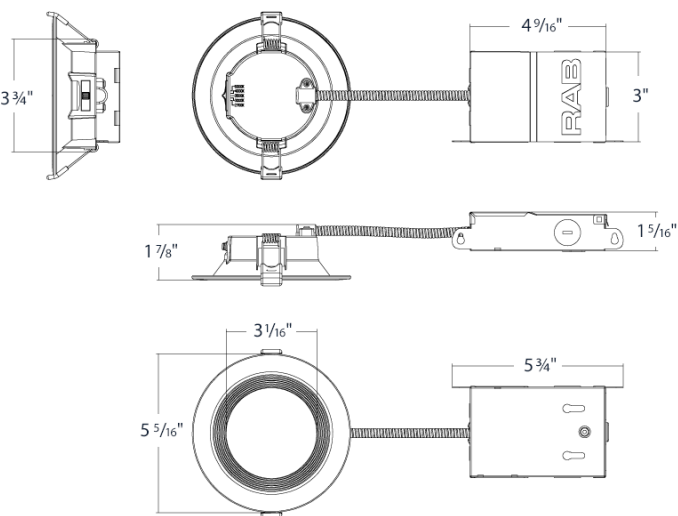
4" SMOOTH

Weight 5.31lbs



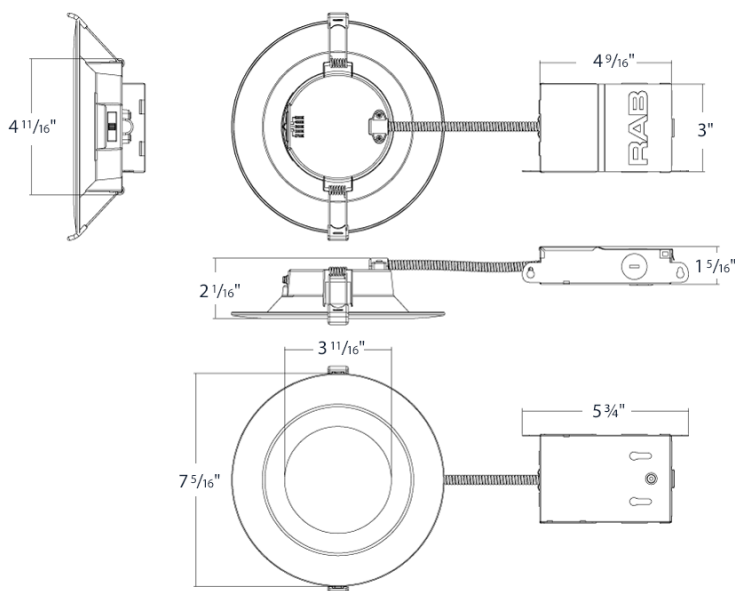
4" BAFFLE

Weight 5.31lbs



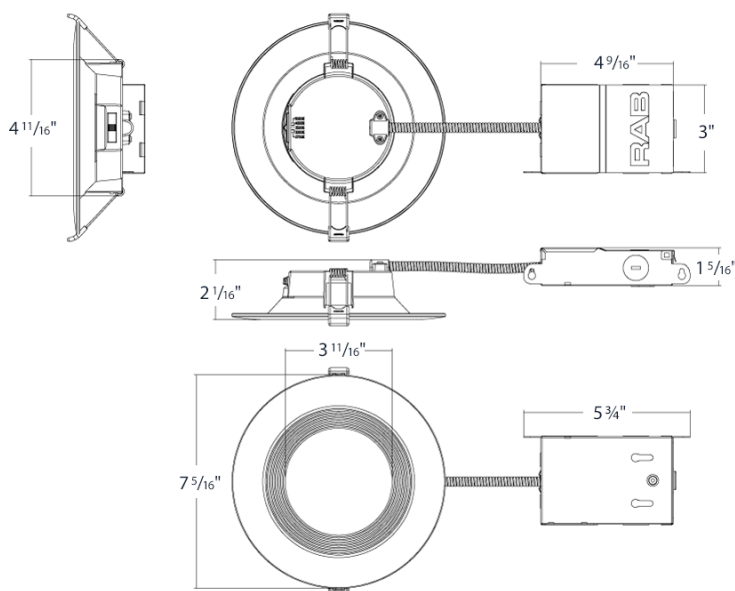
6" SMOOTH

Weight 7.34lbs



6" BAFFLE

Weight 7.34lbs



CCT-Adjustable WFD34 Recessed Downlight, Contractor Pack

RAB

ORDERING INFO

Catalog Number	Model Number	UPC	Case Pack
WFD34-4/BP	DLW0142(WFD34-4)	192552046152	12
WFD34-4B/BP	DLW0143(WFD34-4B)	192552046169	12
WFD34-6/BP	DLW0144(WFD34-6)	192552046176	12
WFD34-6B/BP	DLW0145(WFD34-6B)	192552046183	12

ORDERING MATRIX

Family	Size/Wattage		Shape		CRI/Color Temp			Driver	Finish		Trim		Options			
WFD34	-															
	4 6	4"/7W 6"/9.5W	Blank	Round	Blank	90CRI, 2700/3000/3500/4000/5000K CCT Adjustable			Blank	120V, TRIAC/ELV	Blank	White	Blank B	Smooth Baffle	/BP	Bulk 12-Pack

Dimmer Compatibility List

WFD34-4/BP WFD34-4B/BP

WFD34-6/BP WFD34-6B/BP

Visit www.rablighting.com for periodic updates to this list or contact us at 888-722-1000 for questions or comments.

Dimmers			Lamp Quantities				Dimming Level
Dimmer Brand	Series	Dimmer Model	1	4	8	10	
LUTRON	Maestro C-L	MACL-153M	✓	✓	✓	✓	10-100%
LUTRON	Skylark C-L	SCL-153P	✓	✓	✓	✓	10-100%
LEVITON	Sureslide	Cat.NO.6674	✓	✓	✓	✓	10-100%
LUTRON	Diva C-L	DVCL-153P	✓	✓	✓	✓	10-100%
LUTRON	Skylark	CTCL-153PDH-WH	✓	✓	✓	✓	10-100%
LUTRON	Toggler	TGCL-153PH-WH	✓	✓	✓	✓	10-100%
LUTRON	Diva C-L	DVWCL-153PH-WH	✓	✓	✓	✓	10-100%
RAB		XDIM	✓	✓	✓	✓	10-100%