

# INSTRUCTIONS

## RETROFIT ACCESSORY METAL ROUND 6" BAND WITH FRICTION CLIPS



RAB Lighting is committed to creating high-quality, affordable, well-designed and energy-efficient LED lighting and controls that make it easy for electricians to install and end users to save energy. We'd love to hear your comments. Please call the Marketing Department at 888-RAB-1000 or email: [marketing@rablighting.com](mailto:marketing@rablighting.com)



RFLED-RETROBAND

### IMPORTANT

**READ CAREFULLY BEFORE INSTALLATION. RETAIN THESE INSTRUCTIONS FOR FUTURE REFERENCE.**

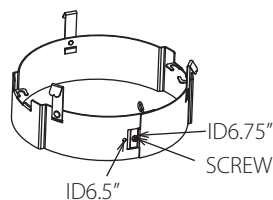
#### WARNINGS:

- To assure product and safety compatibility use with 6" recessed retrofit downlight and recessed retrofit FA .
- The Friction Installation Band fit inside 6" housings without torsion spring receivers with internal diameter 165.1-171.45mm.
- Do not make or alter any open holes in electrical enclosure or alter electrical components during kit installation.
- Turn power off before inspection, installation or removal.

### INSTALLATION INSTRUCTIONS

1. Make sure the power is turned off at the source to the recessed housing that you are installing the retrofit kit in.
2. Adjust the diameter of the band based on the installation housing with different inner diameter. For typical example, for Progress Lighting P87-AT housing model, position the screw for an ID of 6.5inch. For Lightolier 1104IC housing model, position the screw for an ID of 6.75inch. (Fig. 1)
4. Screw E26 base adaptor into socket in recessed housing,
5. Plug E26 base cable connector into the LED recessed kit.
6. Carefully route wires into fixture and push recessed kit up flush to ceiling surface. (Fig. 3)

Fig: 1



3. Squeeze torsion springs together and install into retrofit band torsion spring brackets. Push retrofit band down to the retrofit kit trim. For proper installation, the torsion springs should be seated within the brackets and on both sides of the housing. (Fig. 2)

Fig: 2

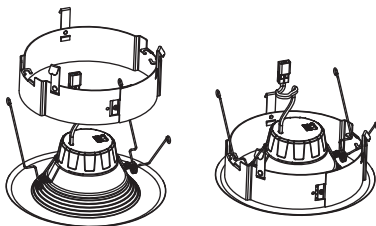
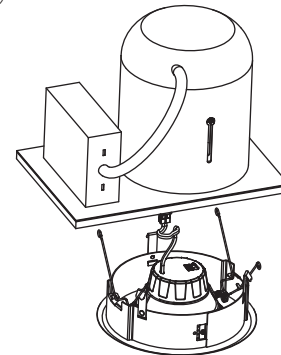


Fig: 3



© 2022 RAB LIGHTING Inc.  
Cranbury, New Jersey 08512 USA  
RETROFIT ACCESSORY  
METAL ROUND 6"  
BAND WITH FRICTION CLIPS

#### Easy Answers

[rablighting.com](http://rablighting.com)  
Visit our website for product info

Tech Help Line  
Call our experts: 888 722-1000

e-mail  
Answered promptly - [sales@rablighting.com](mailto:sales@rablighting.com)

Free Lighting Layouts  
Answered online or by request

RAB WARRANTY: RAB's warranty is subject to all terms and conditions found at [rablighting.com/warranty](http://rablighting.com/warranty).