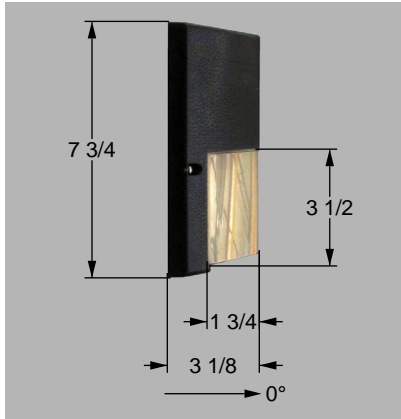




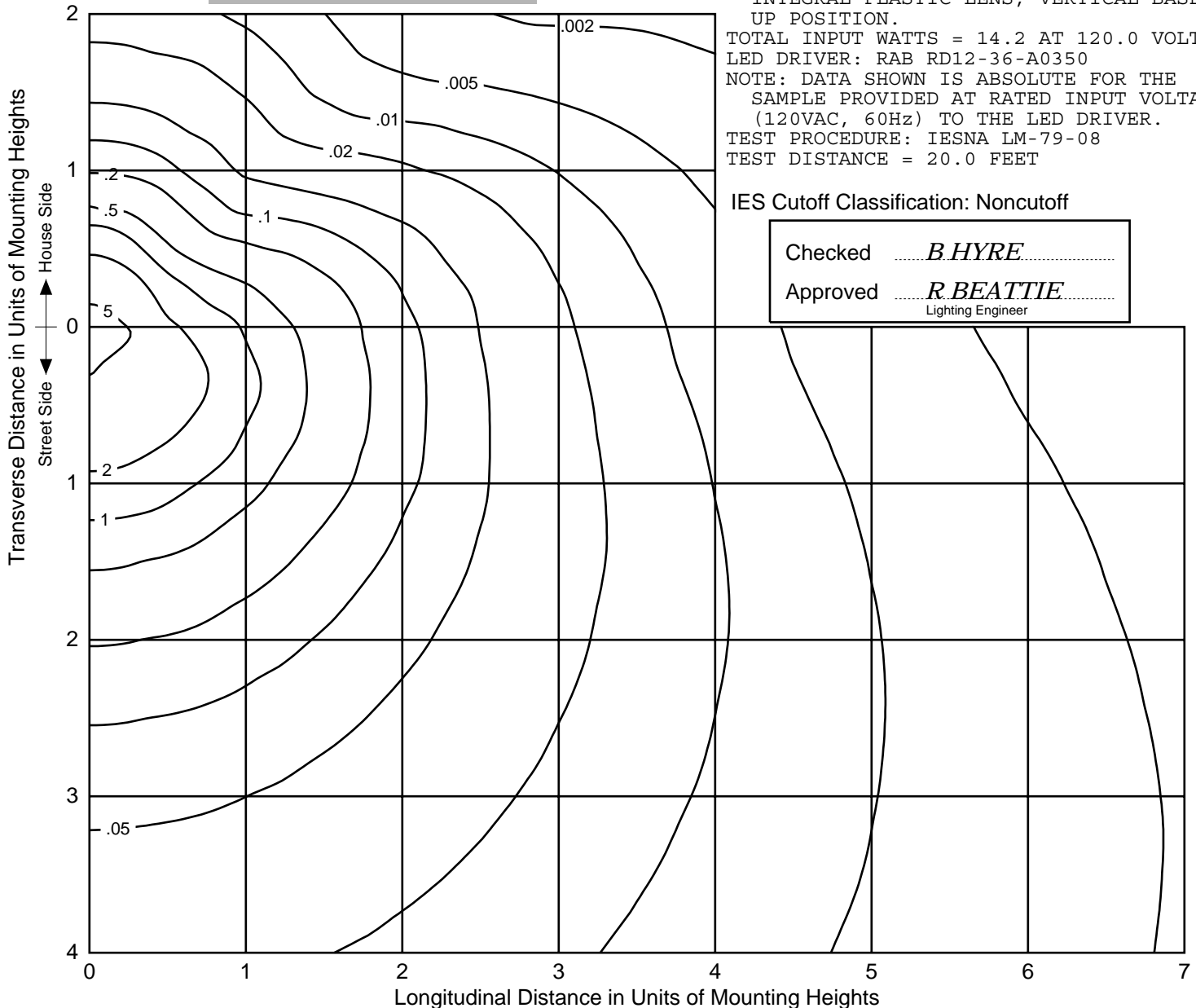
ISOFOOTCANDLE LINES OF HORIZONTAL ILLUMINATION
 Values based on 8 foot mounting height.



REPORT NUMBER: ITL76950
 ISSUE DATE: 04/26/13 PAGE: 1 OF 8
 PREPARED FOR: RAB LIGHTING, INC.
 CATALOG NUMBER: ENTRA12Y
 LUMINAIRE: CAST FINNED BROWN PAINTED METAL HOUSING, FORMED WHITE PAINTED METAL REAR REFLECTOR, MOLDED PLASTIC UPPER REFLECTOR WITH SPECULAR FINISH, 1 WHITE CIRCUIT BOARD WITH ONE 3X3 LED ARRAY, MOLDED CLEAR PLASTIC FRONT COVER WITH HOLOGRAPHIC LENSED SECTION AND BROWN PAINTED INTERIOR TOP, SIDE, AND LOWER SECTIONS. SIDE AND UPPER FRONT EXTERIOR SECTIONS ARE TEXTURED.
 LAMPS: NINE WHITE LIGHT EMITTING DIODES (LEDS) WITH 1 CLEAR SEMI-HEMISPHERICAL INTEGRAL PLASTIC LENS, VERTICAL BASE-UP POSITION.
 TOTAL INPUT WATTS = 14.2 AT 120.0 VOLTS
 LED DRIVER: RAB RD12-36-A0350
 NOTE: DATA SHOWN IS ABSOLUTE FOR THE SAMPLE PROVIDED AT RATED INPUT VOLTAGE (120VAC, 60Hz) TO THE LED DRIVER.
 TEST PROCEDURE: IESNA LM-79-08
 TEST DISTANCE = 20.0 FEET

IES Cutoff Classification: Noncutoff

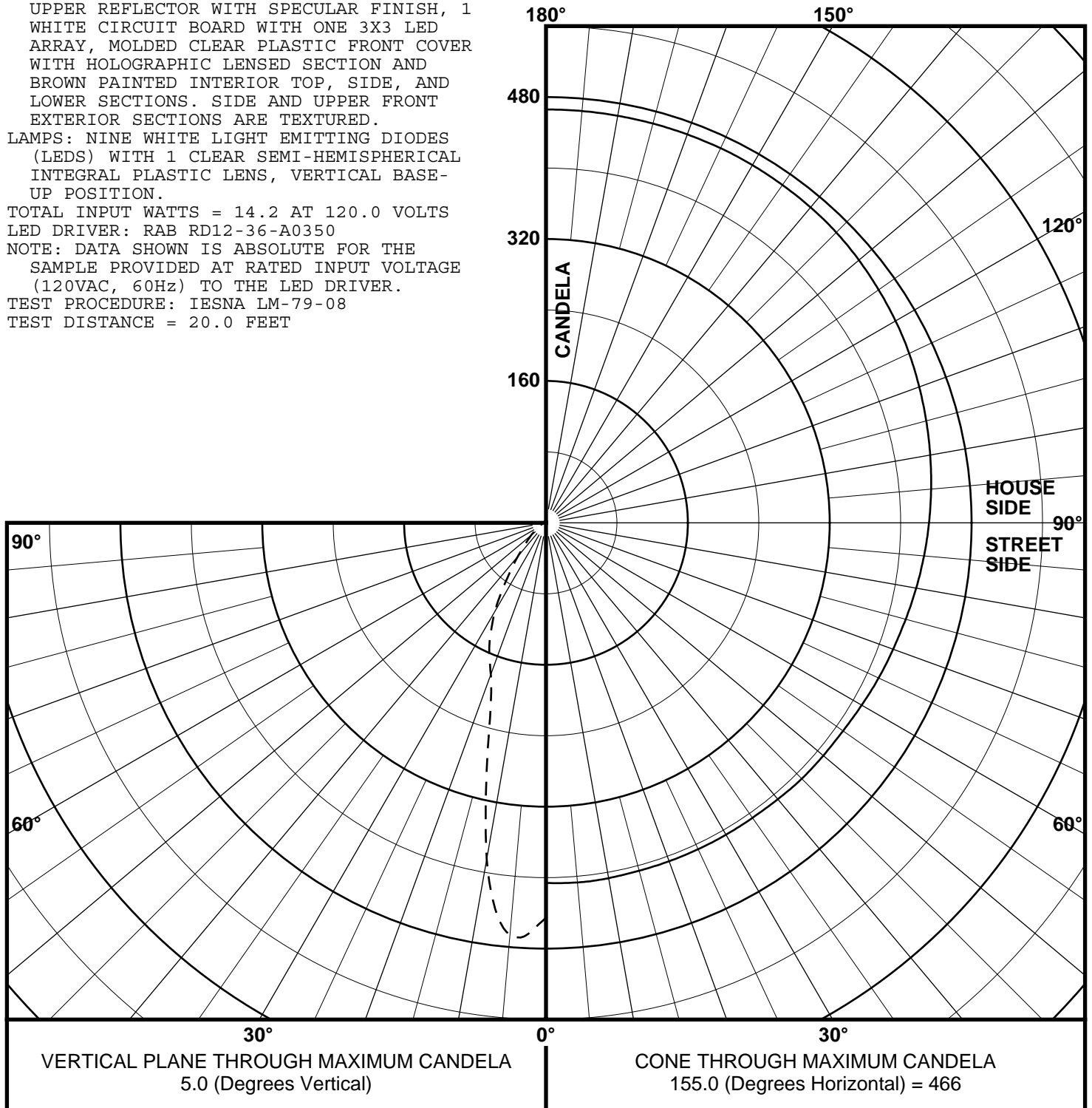
Checked *B. HYRE*
 Approved *R. BEATTIE*
 Lighting Engineer





REPORT NUMBER: ITL76950
 ISSUE DATE: 04/26/13 PAGE: 2 OF 8
 PREPARED FOR: RAB LIGHTING, INC.
 CATALOG NUMBER: ENTRA12Y
 LUMINAIRE: CAST FINNED BROWN PAINTED
 METAL HOUSING, FORMED WHITE PAINTED
 METAL REAR REFLECTOR, MOLDED PLASTIC
 UPPER REFLECTOR WITH SPECULAR FINISH, 1
 WHITE CIRCUIT BOARD WITH ONE 3X3 LED
 ARRAY, MOLDED CLEAR PLASTIC FRONT COVER
 WITH HOLOGRAPHIC LENSED SECTION AND
 BROWN PAINTED INTERIOR TOP, SIDE, AND
 LOWER SECTIONS. SIDE AND UPPER FRONT
 EXTERIOR SECTIONS ARE TEXTURED.
 LAMPS: NINE WHITE LIGHT EMITTING DIODES
 (LEDS) WITH 1 CLEAR SEMI-HEMISPHERICAL
 INTEGRAL PLASTIC LENS, VERTICAL BASE-
 UP POSITION.
 TOTAL INPUT WATTS = 14.2 AT 120.0 VOLTS
 LED DRIVER: RAB RD12-36-A0350
 NOTE: DATA SHOWN IS ABSOLUTE FOR THE
 SAMPLE PROVIDED AT RATED INPUT VOLTAGE
 (120VAC, 60Hz) TO THE LED DRIVER.
 TEST PROCEDURE: IESNA LM-79-08
 TEST DISTANCE = 20.0 FEET

MAXIMUM PLANE AND MAXIMUM CONE PLOTS OF CANDELA



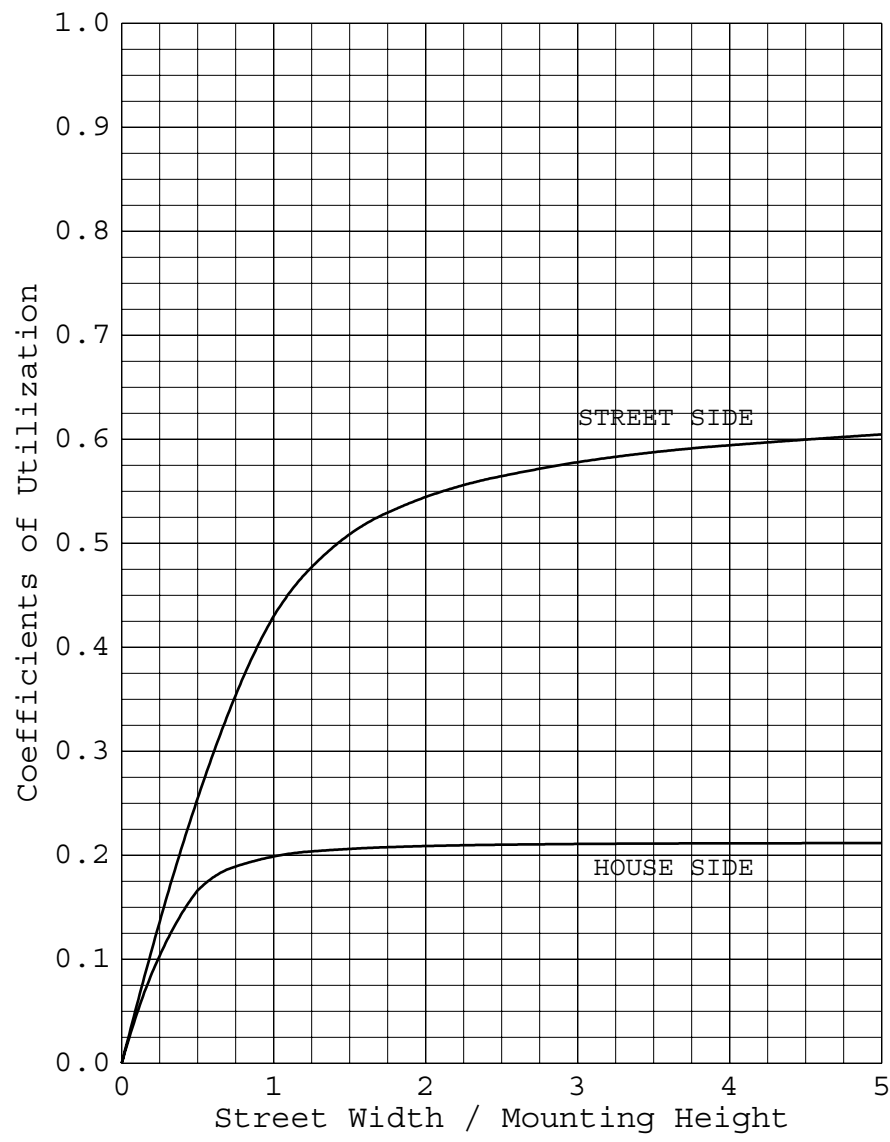
VERTICAL PLANE THROUGH MAXIMUM CANDELA
 5.0 (Degrees Vertical)

CONE THROUGH MAXIMUM CANDELA
 155.0 (Degrees Horizontal) = 466



REPORT NUMBER: ITL76950 PAGE: 3 OF 8
 ISSUE DATE: 04/26/13
 PREPARED FOR: RAB LIGHTING, INC.

COEFFICIENTS OF UTILIZATION AND FLUX DISTRIBUTION



	LUMENS	PERCENT OF FIXTURE
DOWNWARD STREET SIDE	566	64.6
DOWNWARD HOUSE SIDE	186	21.3
DOWNWARD TOTAL	752	85.9
UPWARD STREET SIDE	119	13.6
UPWARD HOUSE SIDE	5	0.6
UPWARD TOTAL	124	14.1
TOTAL FLUX	876	100.0

EFFICACY = 61.7 lm/W

ALL CANDELA AND LUMENS IN THIS REPORT ARE BASED ON ABSOLUTE PHOTOMETRY. THE COEFFICIENT OF UTILIZATION VALUES ARE BASED ON THE TOTAL ABSOLUTE LUMEN OUTPUT OF THIS LUMINAIRE SAMPLE.



INDEPENDENT TESTING LABORATORIES, INC.
4066 CAMELOT CIRCLE, LONGMONT, CO 80504 USA

PHONE: (303) 442-1255 • FAX: (970) 535-3114 • E-MAIL: itl@itlboulder.com • WEBSITE: www.itlboulder.com

REPORT NUMBER: ITL76950
ISSUE DATE: 04/26/13
PREPARED FOR: RAB LIGHTING, INC.

PAGE: 4 OF 8


FLUX DISTRIBUTION BY SOLID ANGLE

(PER IESNA TM-15-11, LUMINAIRE CLASSIFICATION SYSTEM FOR OUTDOOR LUMINAIRES)

	LUMENS	PERCENT OF FIXTURE	BUG ZONE RATINGS
FORWARD LIGHT	566.	64.6	
FL (0- 30)	134.2	15.3	
FM (30- 60)	283.4	32.4	
FH (60- 80)	106.6	12.2	G0
FVH(80- 90)	41.5	4.7	G1
BACK LIGHT	186.	21.3	
BL (0- 30)	102.0	11.6	B0
BM (30- 60)	66.3	7.6	B0
BH (60- 80)	15.9	1.8	B0 G0
BVH(80- 90)	2.3	0.3	G0
UPLIGHT	124.	14.1	
UL (90-100)	38.6	4.4	U2
UH (100-180)	85.2	9.7	U3
TRAPPED LIGHT	0.	0.0	
TOTAL FLUX	876.	100.0	

BACKLIGHT, UPLIGHT, AND GLARE (BUG) RATINGS
(PER ADDENDUM A FOR IESNA TM-15-11)

BUG RATING: B0 U3 G1



REPORT NUMBER: ITL76950
 ISSUE DATE: 04/26/13
 PREPARED FOR: RAB LIGHTING, INC.

PAGE: 5 OF 8

CANDELA TABULATION

	STREET SIDE											
	0.0	5.0	15.0	25.0	35.0	45.0	55.0	65.0	75.0	85.0	90.0	
	180.0	0.	0.	0.	0.	0.	0.	0.	0.	0.	0.	0.
	175.0	0.	0.	0.	0.	0.	0.	0.	0.	0.	0.	0.
	165.0	5.	5.	5.	5.	4.	4.	4.	3.	3.	2.	2.
	155.0	12.	12.	12.	11.	10.	9.	8.	7.	6.	4.	4.
	145.0	21.	21.	20.	19.	17.	15.	13.	10.	8.	6.	5.
	135.0	33.	33.	32.	30.	26.	23.	19.	15.	11.	7.	6.
	125.0	49.	49.	47.	44.	39.	34.	28.	21.	15.	10.	8.
	115.0	67.	67.	64.	61.	55.	47.	39.	29.	20.	12.	9.
	105.0	86.	85.	83.	78.	71.	61.	51.	38.	25.	15.	11.
	95.0	103.	103.	100.	94.	86.	75.	62.	47.	32.	18.	14.
	92.5	107.	106.	103.	97.	88.	77.	64.	49.	33.	19.	14.
	90.0	109.	108.	105.	99.	91.	79.	66.	51.	34.	20.	15.
	87.5	111.	110.	107.	101.	93.	81.	68.	53.	36.	21.	17.
	85.0	113.	112.	109.	103.	94.	83.	70.	55.	38.	23.	18.
V	82.5	114.	113.	110.	104.	96.	84.	71.	57.	40.	25.	21.
E	80.0	115.	115.	111.	106.	97.	86.	74.	59.	43.	29.	24.
R	77.5	116.	116.	113.	107.	99.	88.	76.	63.	47.	33.	29.
T	75.0	119.	118.	115.	110.	102.	92.	80.	67.	52.	39.	35.
I	72.5	122.	121.	119.	113.	106.	97.	86.	75.	59.	47.	42.
C	70.0	126.	126.	123.	119.	111.	103.	94.	84.	68.	57.	52.
A	67.5	133.	132.	130.	126.	120.	112.	105.	97.	80.	69.	64.
L	65.0	142.	142.	140.	136.	131.	125.	119.	112.	95.	82.	76.
	62.5	156.	156.	154.	150.	146.	141.	137.	130.	112.	97.	89.
A	60.0	174.	173.	172.	168.	164.	161.	157.	150.	130.	111.	103.
N	57.5	195.	194.	193.	190.	186.	183.	179.	171.	148.	126.	116.
G	55.0	218.	218.	216.	212.	209.	206.	202.	192.	166.	140.	128.
L	52.5	241.	241.	239.	235.	231.	228.	223.	212.	182.	153.	139.
E	50.0	263.	263.	261.	257.	253.	249.	243.	230.	197.	166.	150.
	47.5	284.	284.	281.	277.	272.	268.	262.	246.	211.	177.	159.
	45.0	302.	302.	298.	294.	289.	284.	277.	260.	225.	187.	167.
	42.5	318.	317.	313.	308.	302.	297.	291.	274.	238.	195.	173.
	40.0	330.	330.	325.	319.	312.	308.	302.	287.	248.	199.	176.
	37.5	341.	340.	334.	327.	321.	316.	310.	293.	249.	198.	177.
	35.0	347.	346.	340.	331.	325.	319.	312.	290.	244.	197.	177.
	32.5	351.	350.	343.	333.	326.	318.	307.	283.	239.	196.	179.
	30.0	352.	351.	343.	332.	323.	314.	302.	275.	234.	197.	185.
	25.0	349.	348.	341.	331.	321.	309.	293.	264.	229.	211.	212.
	20.0	350.	350.	344.	335.	323.	307.	285.	262.	247.	255.	267.
	15.0	369.	368.	362.	352.	337.	321.	306.	298.	302.	320.	333.
	10.0	391.	390.	386.	379.	370.	363.	359.	360.	369.	384.	392.
	5.0<<	406.	407.	406.	406.	406.	408.	409.	414.	420.	428.	432.
	0.0	445.	445.	445.	445.	445.	445.	445.	445.	445.	445.	445.

CONE OF MAXIMUM CANDELA



INDEPENDENT TESTING LABORATORIES, INC.
4066 CAMELOT CIRCLE, LONGMONT, CO 80504 USA

PHONE: (303) 442-1255 • FAX: (970) 535-3114 • E-MAIL: itl@itlboulder.com • WEBSITE: www.itlboulder.com

REPORT NUMBER: ITL76950
ISSUE DATE: 04/26/13
PREPARED FOR: RAB LIGHTING, INC.

PAGE: 6 OF 8

CANDELA TABULATION

	HOUSE SIDE		LATERAL ANGLE							
	95.0	105.0	115.0	125.0	135.0	145.0	155.0	165.0	175.0	180.0
	180.0	0.	0.	0.	0.	0.	0.	0.	0.	0.
	175.0	0.	0.	0.	0.	0.	0.	0.	0.	0.
	165.0	1.	1.	0.	0.	0.	0.	0.	0.	0.
	155.0	3.	2.	1.	0.	0.	0.	0.	0.	0.
	145.0	4.	2.	1.	0.	0.	0.	0.	0.	0.
	135.0	5.	3.	1.	0.	0.	0.	0.	0.	0.
	125.0	6.	4.	2.	1.	0.	0.	0.	0.	0.
	115.0	8.	5.	3.	1.	0.	0.	0.	0.	0.
	105.0	9.	6.	3.	1.	0.	0.	0.	0.	0.
	95.0	11.	8.	4.	1.	0.	0.	0.	0.	0.
	92.5	12.	8.	4.	1.	0.	0.	0.	0.	0.
	90.0	13.	9.	5.	1.	0.	0.	0.	0.	0.
	87.5	14.	10.	5.	1.	0.	0.	0.	0.	0.
	85.0	16.	11.	6.	2.	0.	0.	0.	0.	0.
V	82.5	18.	13.	7.	2.	1.	0.	0.	0.	0.
E	80.0	21.	15.	8.	3.	1.	1.	1.	1.	1.
R	77.5	25.	18.	10.	4.	2.	2.	2.	2.	2.
T	75.0	31.	22.	12.	4.	3.	3.	3.	3.	3.
I	72.5	38.	27.	14.	6.	4.	4.	4.	4.	4.
C	70.0	48.	33.	17.	7.	5.	5.	6.	6.	6.
A	67.5	58.	40.	21.	8.	6.	7.	7.	7.	7.
L	65.0	69.	48.	24.	10.	7.	8.	9.	9.	9.
	62.5	81.	55.	28.	12.	8.	9.	10.	10.	10.
A	60.0	93.	62.	32.	13.	10.	11.	12.	12.	12.
N	57.5	104.	69.	36.	16.	12.	13.	14.	14.	14.
G	55.0	114.	76.	40.	18.	14.	15.	16.	16.	16.
L	52.5	123.	82.	44.	21.	16.	17.	18.	19.	19.
E	50.0	131.	88.	48.	24.	20.	21.	22.	22.	22.
	47.5	138.	94.	53.	28.	24.	25.	26.	26.	26.
	45.0	145.	99.	58.	32.	29.	31.	32.	32.	32.
	42.5	150.	104.	62.	38.	35.	38.	39.	40.	39.
	40.0	154.	109.	69.	45.	43.	47.	49.	49.	49.
	37.5	157.	116.	76.	53.	53.	58.	61.	62.	62.
	35.0	160.	124.	86.	63.	65.	72.	76.	78.	79.
	32.5	166.	137.	99.	75.	79.	87.	95.	98.	100.
	30.0	176.	157.	119.	91.	93.	104.	115.	120.	123.
	25.0	217.	222.	188.	143.	130.	138.	151.	161.	167.
	20.0	282.	301.	282.	237.	197.	183.	182.	189.	193.
	15.0	348.	369.	369.	346.	310.	272.	250.	236.	235.
	10.0	401.	417.	426.	426.	416.	402.	385.	373.	364.
	5.0<<	436.	444.	452.	458.	463.	465.	466.	466.	466.
	0.0	445.	445.	445.	445.	445.	445.	445.	445.	445.

PLANE OF MAXIMUM CANDELA

CONE OF MAXIMUM CANDELA



INDEPENDENT TESTING LABORATORIES, INC.
4066 CAMELOT CIRCLE, LONGMONT, CO 80504 USA

PHONE: (303) 442-1255 • FAX: (970) 535-3114 • E-MAIL: itl@itlboulder.com • WEBSITE: www.itlboulder.com

REPORT NUMBER: ITL76950
ISSUE DATE: 04/26/13
PREPARED FOR: RAB LIGHTING, INC.

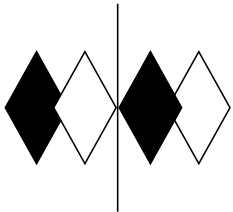
PAGE: 7 OF 8

5-DEGREE
ZONAL LUMEN SUMMARY

0- 5	11
5- 10	29
10- 15	42
15- 20	47
20- 25	52
25- 30	56
30- 35	59
35- 40	63
40- 45	63
45- 50	61
50- 55	56
55- 60	48
60- 65	39
65- 70	32
70- 75	27
75- 80	24
80- 85	22
85- 90	21
90- 95	20
95-100	19
100-105	17
105-110	14
110-115	12
115-120	10
120-125	8
125-130	7
130-135	5
135-140	4
140-145	3
145-150	2
150-155	1
155-160	1
160-165	0
165-170	0
170-175	0
175-180	0

10-DEGREE
ZONAL LUMEN SUMMARY

0- 10	40
0- 20	129
0- 30	236
0- 40	358
0- 50	482
0- 60	586
0- 70	657
0- 80	708
0- 90	752
0-100	791
0-110	822
0-120	844
0-130	859
0-140	868
0-150	873
0-160	875
0-170	876
0-180	876



itl boulder
THE LIGHT CENTER OF THE INDUSTRY SINCE 1955



INDEPENDENT TESTING LABORATORIES, INC.
4066 CAMELOT CIRCLE, LONGMONT, CO 80504 USA

PHONE: (303) 442-1255 • FAX: (970) 535-3114 • E-MAIL: itl@itlboulder.com • WEBSITE: www.itlboulder.com

REPORT NUMBER: ITL76950
ISSUE DATE: 04/26/13
PREPARED FOR: RAB LIGHTING, INC.

PAGE: 8 OF 8

ADDRESS: 170 LUDLOW AVE
NORTHVALE, NJ 07647

THIS ITL REPORT WITH THE USE OF THE NVLAP LOGO SHALL NOT BE USED BY THE CLIENT TO CLAIM PRODUCT CERTIFICATION, APPROVAL, OR ENDORSEMENT BY NVLAP, NIST, OR ANY AGENCY OF THE FEDERAL GOVERNMENT.



INDEPENDENT TESTING LABORATORIES, INC.
4066 CAMELOT CIRCLE, LONGMONT, CO 80504 USA

PHONE: (303)442-1255 • FAX: (970)535-3114 • E-MAIL: itl@itlboulder.com • WEBSITE: www.itlboulder.com
Page 1 of 4

REPORT NUMBER: ITL76956
DATE: 04/29/13
PREPARED FOR: RAB LIGHTING, INC.
CATALOG NUMBER: ENTRA12Y

ADDRESS: 170 LUDLOW AVE
NORTHVALE, NJ 07647

LUMINAIRE: CAST FINNED BROWN PAINTED METAL HOUSING, FORMED WHITE PAINTED METAL REAR REFLECTOR, MOLDED PLASTIC UPPER REFLECTOR WITH SPECULAR FINISH, 1 WHITE CIRCUIT BOARD WITH ONE 3X3 LED ARRAY, MOLDED CLEAR PLASTIC FRONT COVER WITH HOLOGRAPHIC LENSED SECTION AND BROWN PAINTED INTERIOR TOP, SIDE, AND LOWER SECTIONS. SIDE AND UPPER FRONT EXTERIOR SECTIONS ARE TEXTURED.

LAMP: NINE WHITE LIGHT EMITTING DIODES (LEDS) WITH 1 CLEAR SEMI-HEMISPHERICAL INTEGRAL PLASTIC LENS, VERTICAL BASE-UP POSITION.

DRIVER: RAB RD12-36-A0350

NOTE: DATA SHOWN IS ABSOLUTE FOR THE SAMPLE PROVIDED AT RATED INPUT VOLTAGE (120.0 AND 277.0 VAC, 60Hz) TO THE LED DRIVER.

INSTRUMENTS:	Kikusui PCR500L AC Power Source	Calibration Due:
	Yokogawa WT210 Digital Power Meter #8	N/A
	Ocean Optics QE65000 Spectroradiometer	01/31/14
	ITL 1.5m Diameter Integrating Sphere S15-2, 4PI Geometry	03/14/14

OBJECT OF TEST: Measure the Total Radiant Flux*, Spectral Power Distribution (SPD), Correlated Color Temperature (CCT), Color Rendering Indices (CRIa,1-14), Chromaticity Coordinates (x,y; u'v'), ANSI C78.377 Duv, and electrical data including ANSI C82.77-2002 Power Factor (PF) and Total Harmonic Distortion (THD) to the test sample. Report Off-State Power. Measure electrical data including Total Harmonic Distortion (THD) at maximum rated voltage.

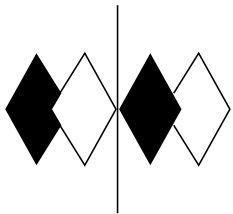
PROCEDURE: The test sample was provided by the customer and had an unknown number of operating hours. The test sample was mounted inside the integrating sphere and allowed to stabilize. After stabilization occurred, measurements were taken. In order to measure mean performance, multiple data sets were recorded and averaged. Readings were taken with the test sample operating at 120.0 VAC input. Electrical data was also recorded at maximum nominal rated input voltage (277.0 VAC). All testing performed in a 25 +/-1 degree Celsius free air ambient and in accordance with IESNA LM-79-08. All data are traceable to the National Institute of Standards and Technology. Off-State Power was reported with no voltage applied to the sample.

*NOTE: Proper calibration of integrating spheres for measuring total flux output of non-directional samples will produce reliable, repeatable results within the calibration tolerances of the equipment used. However, measurement of test samples with significant self absorption and/or directional output, even when these effects are compensated for, are likely to have a greater variation in results compared to the flux output calculated from a goniophotometric exploration since these artifacts do not affect the goniophotometric results.

RESULTS: (continued subsequent pages)

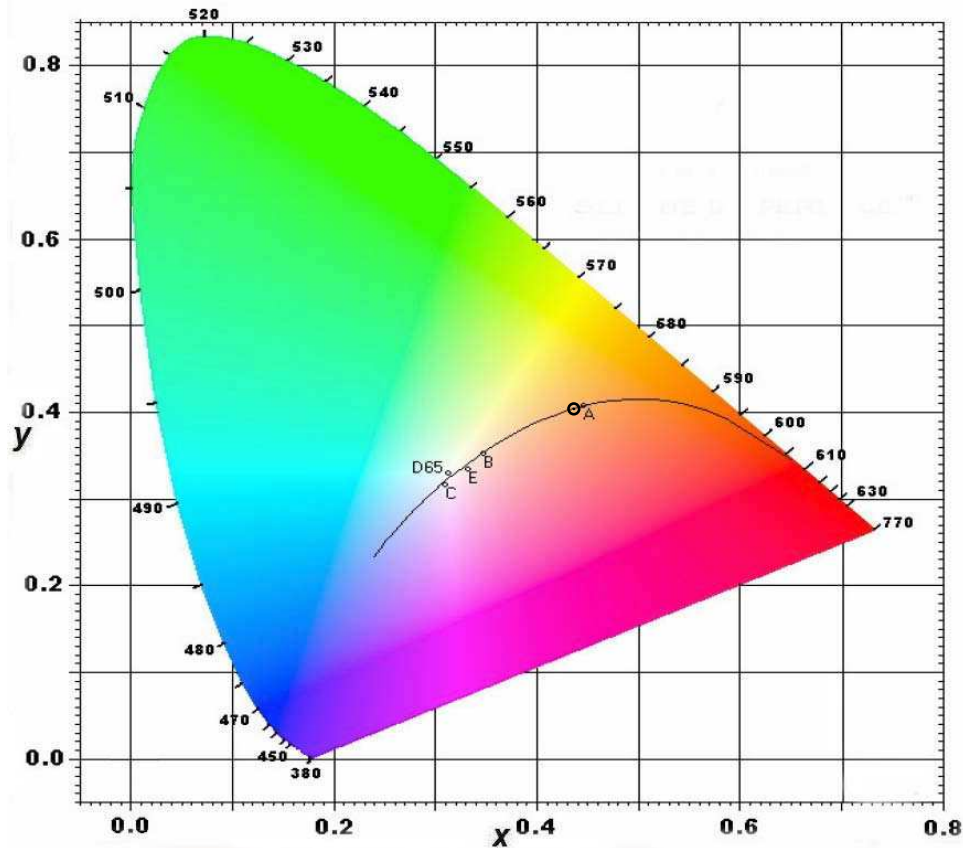
THIS ITL REPORT WITH THE USE OF THE NVLAP LOGO SHALL NOT BE USED BY THE CLIENT TO CLAIM PRODUCT CERTIFICATION, APPROVAL, OR ENDORSEMENT BY NVLAP, NIST, OR ANY AGENCY OF THE FEDERAL GOVERNMENT.

Checked	<u>P O'CONNOR</u>
Approved	<u>L GRABA</u> Lighting Engineer



PHONE: (303)442-1255 • FAX: (970)535-3114 • E-MAIL: itl@itlboulder.com • WEBSITE: www.itlboulder.com
REPORT NUMBER: ITL76956
DATE: 04/29/13
PREPARED FOR: RAB LIGHTING, INC.
CATALOG NUMBER: ENTRA12Y

CIE Chromaticity Diagram





INDEPENDENT TESTING LABORATORIES, INC.
4066 CAMELOT CIRCLE, LONGMONT, CO 80504 USA

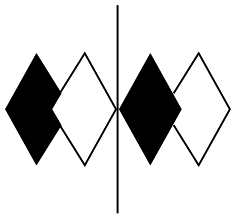
PHONE: (303)442-1255 • FAX: (970)535-3114 • E-MAIL: itl@itlboulder.com • WEBSITE: www.itlboulder.com
 REPORT NUMBER: ITL76956
 DATE: 04/29/13
 PREPARED FOR: RAB LIGHTING, INC.
 CATALOG NUMBER: ENTRA12Y

RESULTS:

SPECTRORADIOMETRIC	
Observer	CIE 1931 2 degree
Chromaticity Ordinate x	0.4362
Chromaticity Ordinate y	0.4035
Observer	CIE 1976 2 degree
Chromaticity Ordinate u'	0.2504
Chromaticity Ordinate v'	0.5210
Correlated Color Temp CCT (K)	3007
ANSI C78.377-2008 Duv	0.000
Total Radiant Flux (milliWatts)	2709 *
ELECTRICAL	
Input Voltage (Volts AC)	120.0
Input Current (Amps AC)	0.120
Input Power (Watts)	14.2
Input Power Factor (%)	98.6
Input Current THD (%)	10.5
Input Voltage THD (%)	0.0
Off-State Power (Watts)	
	0.0
ELECTRICAL AT MAX NONIMAL INPUT	
Input Voltage (Volts AC)	277.0
Input Current (Amps AC)	0.063
Input Power (Watts)	15.1
Input Power Factor (%)	86.5
Input Current THD (%)	24.9
Input Voltage THD (%)	0.1

COLOR RENDERING INDICES	CRI
Ra (Average 1-8)	84
R1 Light greyish red	83
R2 Dark greyish yellow	91
R3 Strong yellowish green	97
R4 Moderate yellowish green	84
R5 Light bluish green	83
R6 Light blue	90
R7 Light violet	84
R8 Light reddish purple	62
R9 Strong red	13
R10 Strong yellow	79
R11 Strong green	84
R12 Strong blue	71
R13 Light yellowish pink (skin)	85
R14 Moderate olive green (leaf)	99

*NOTE: Proper calibration of integrating spheres for measuring total flux output of non-directional samples will produce reliable, repeatable results within the calibration tolerances of the equipment used. However, measurement of test samples with significant self absorption and/or directional output, even when these effects are compensated for, are likely to have a greater variation in results compared to the flux output calculated from a goniophotometric exploration since these artifacts do not affect the goniophotometric results.



itl boulder

THE LIGHT CENTER OF THE INDUSTRY SINCE 1955



NVLAP LAB CODE: 200925-0

INDEPENDENT TESTING LABORATORIES, INC.
4066 CAMELOT CIRCLE, LONGMONT, CO 80504 USA

PHONE: (303)442-1255 • FAX: (970)535-3114 • E-MAIL: itl@itlboulder.com • WEBSITE: www.itlboulder.com
REPORT NUMBER: ITL76956
DATE: 04/29/13
PREPARED FOR: RAB LIGHTING, INC.
CATALOG NUMBER: ENTRA12Y

RESULTS:

Wavelength	mW per nm	Wavelength	mW per nm	Wavelength	mW per nm
380	0.062	515	8.211	650	10.795
385	0.063	520	8.819	655	9.780
390	0.067	525	9.290	660	8.790
395	0.076	530	9.627	665	7.860
400	0.088	535	9.888	670	6.984
405	0.133	540	10.127	675	6.183
410	0.195	545	10.424	680	5.448
415	0.298	550	10.782	685	4.785
420	0.504	555	11.237	690	4.177
425	0.878	560	11.847	695	3.647
430	1.533	565	12.581	700	3.173
435	2.574	570	13.409	705	2.753
440	4.266	575	14.320	710	2.390
445	7.028	580	15.225	715	2.072
450	9.566	585	16.104	720	1.797
455	8.997	590	16.863	725	1.560
460	6.478	595	17.463	730	1.354
465	4.861	600	17.820	735	1.172
470	3.848	605	17.942	740	1.017
475	3.095	610	17.797	745	0.880
480	2.865	615	17.393	750	0.765
485	3.101	620	16.726	755	0.664
490	3.638	625	15.925	760	0.578
495	4.450	630	14.970	765	0.504
500	5.450	635	13.945	770	0.439
505	6.483	640	12.892	775	0.383
510	7.426	645	11.847	780	0.334

