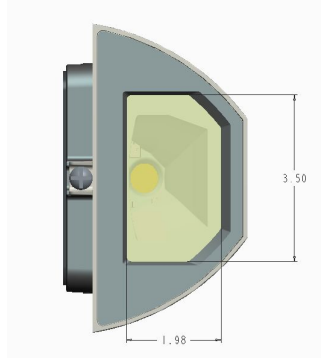


ISOFOOTCANDLE LINES OF HORIZONTAL ILLUMINATION

Values based on 10 foot mounting height.



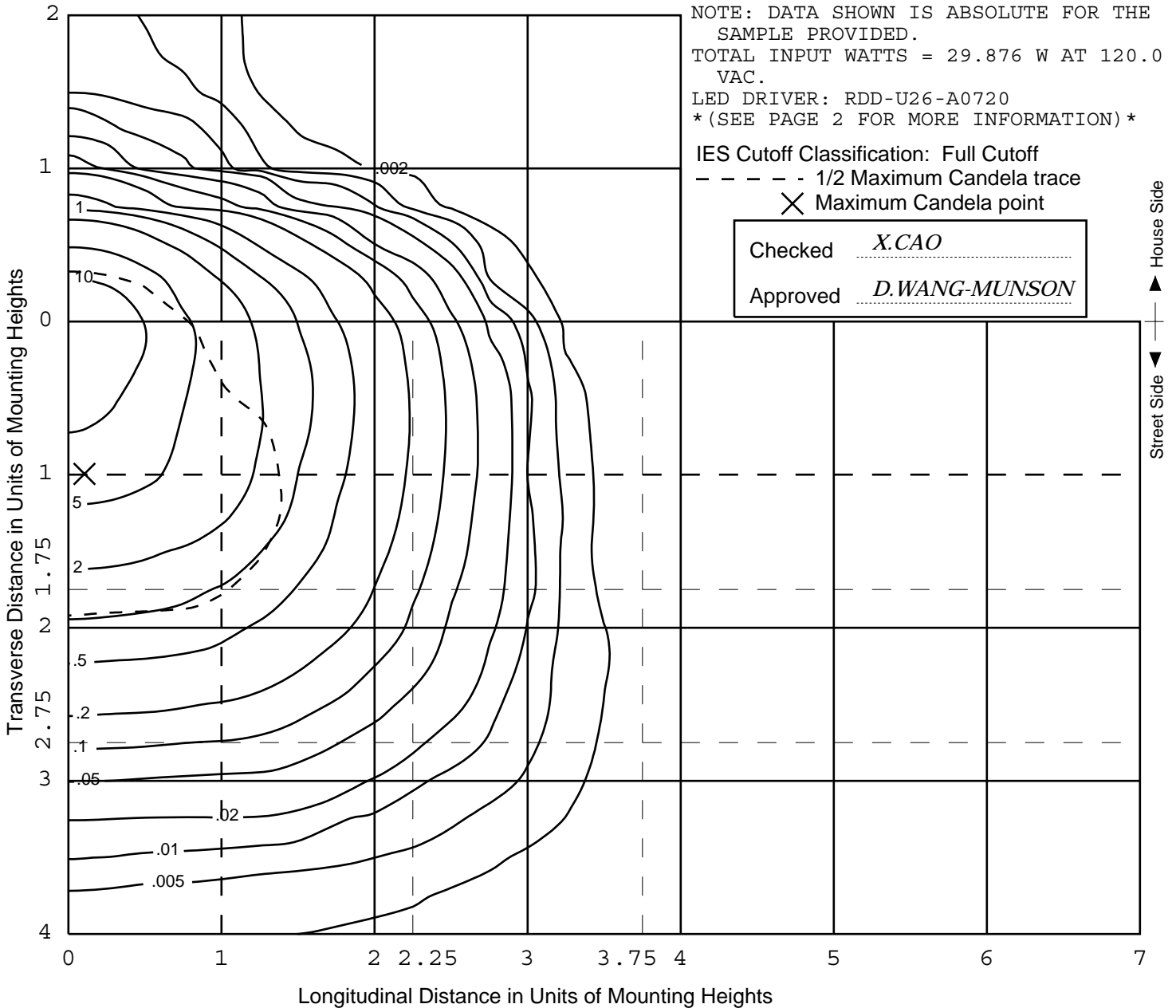
REPORT NUMBER: RAB02322
 ISSUE DATE: 08/15/16 PAGE: 1 OF 9
 DATE SAMPLE TESTED: 08/15/16
 PREPARED FOR: RAB LIGHTING INC.
 CATALOG NUMBER: SLIM26/D10, SLIM26
 LUMINAIRE: CAST BROWN PAINTED FINNED METAL HOUSING, 1 CIRCUIT BOARD WITH 1 LED, MOLDED PLASTIC REFLECTOR WITH SPECULAR FINISH, CLEAR FLAT GLASS LENS IN CAST BROWN PAINTED METAL LENS FRAME.
 LAMP: ONE WHITE MULTI-CHIP LIGHT EMITTING DIODE (LED), AIMED 20-DEGREES FROM VERTICAL BASE-UP POSITION.

NOTE: DATA SHOWN IS ABSOLUTE FOR THE SAMPLE PROVIDED.
 TOTAL INPUT WATTS = 29.876 W AT 120.0 VAC.
 LED DRIVER: RDD-U26-A0720
 (SEE PAGE 2 FOR MORE INFORMATION)

IES Cutoff Classification: Full Cutoff

--- 1/2 Maximum Candela trace
 X Maximum Candela point

| | |
|----------|----------------------|
| Checked | <i>X.CAO</i> |
| Approved | <i>D.WANG-MUNSON</i> |



REPORT NUMBER: RAB02322
ISSUE DATE: 08/15/16
PREPARED FOR: RAB LIGHTING INC.

PAGE: 2 OF 9
DATE SAMPLE TESTED: 08/15/16

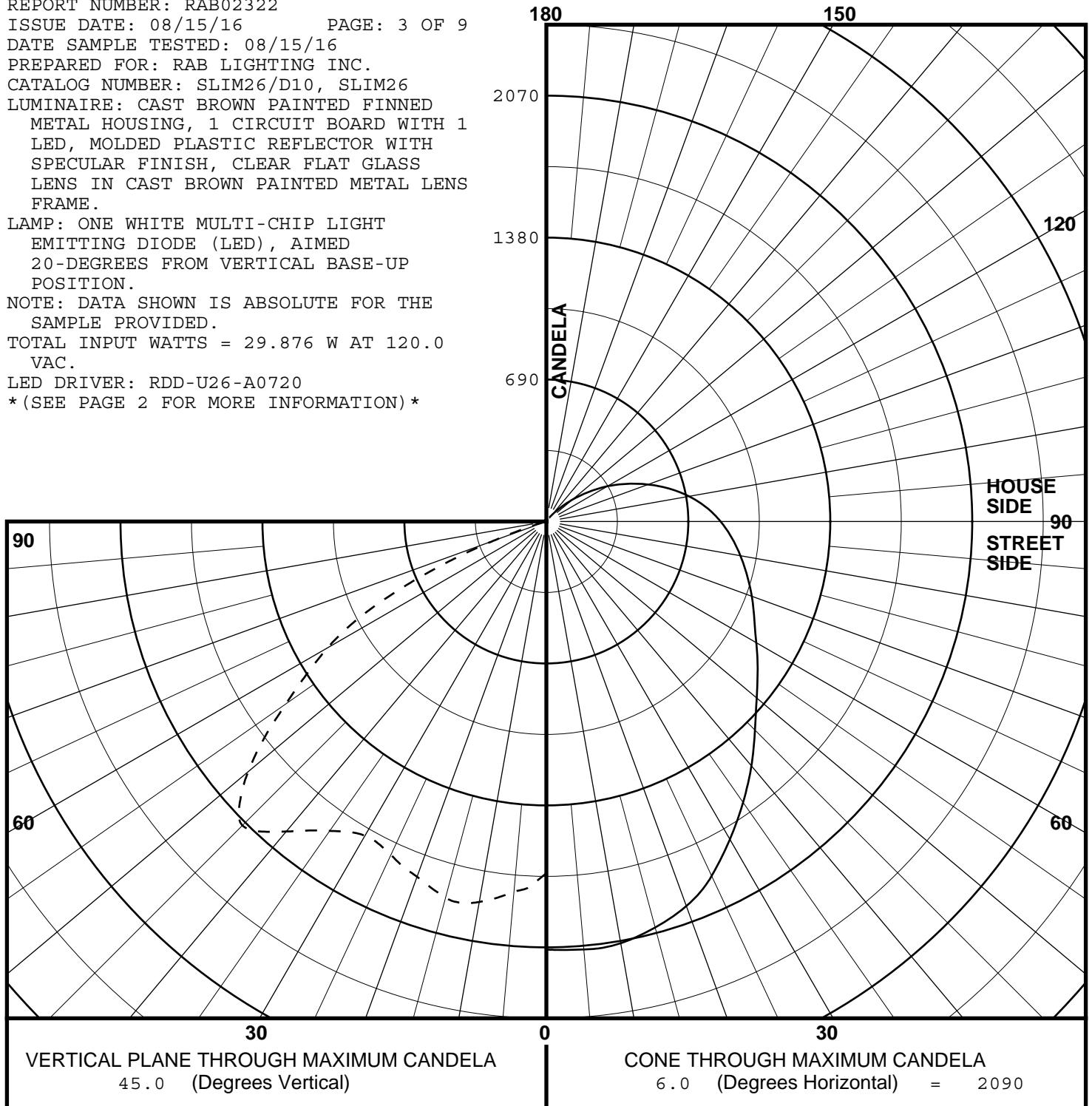
ADDITIONAL INFORMATION

TEST PROCEDURE: IESNA LM-79-08
ACCREDITED LABORATORY CODE 201058-0
TEST DISTANCE = 28.25 FEET

NOTE: THIS REPORT WITH THE USE OF THE NVLAP LOGO SHALL NOT BE USED BY THE CLIENT TO CLAIM PRODUCT CERTIFICATION, APPROVAL, OR ENDORSEMENT BY NVLAP, NIST, OR ANY AGENCY OF THE FEDERAL GOVERNMENT.

MAXIMUM PLANE AND MAXIMUM CONE PLOTS OF CANDELA

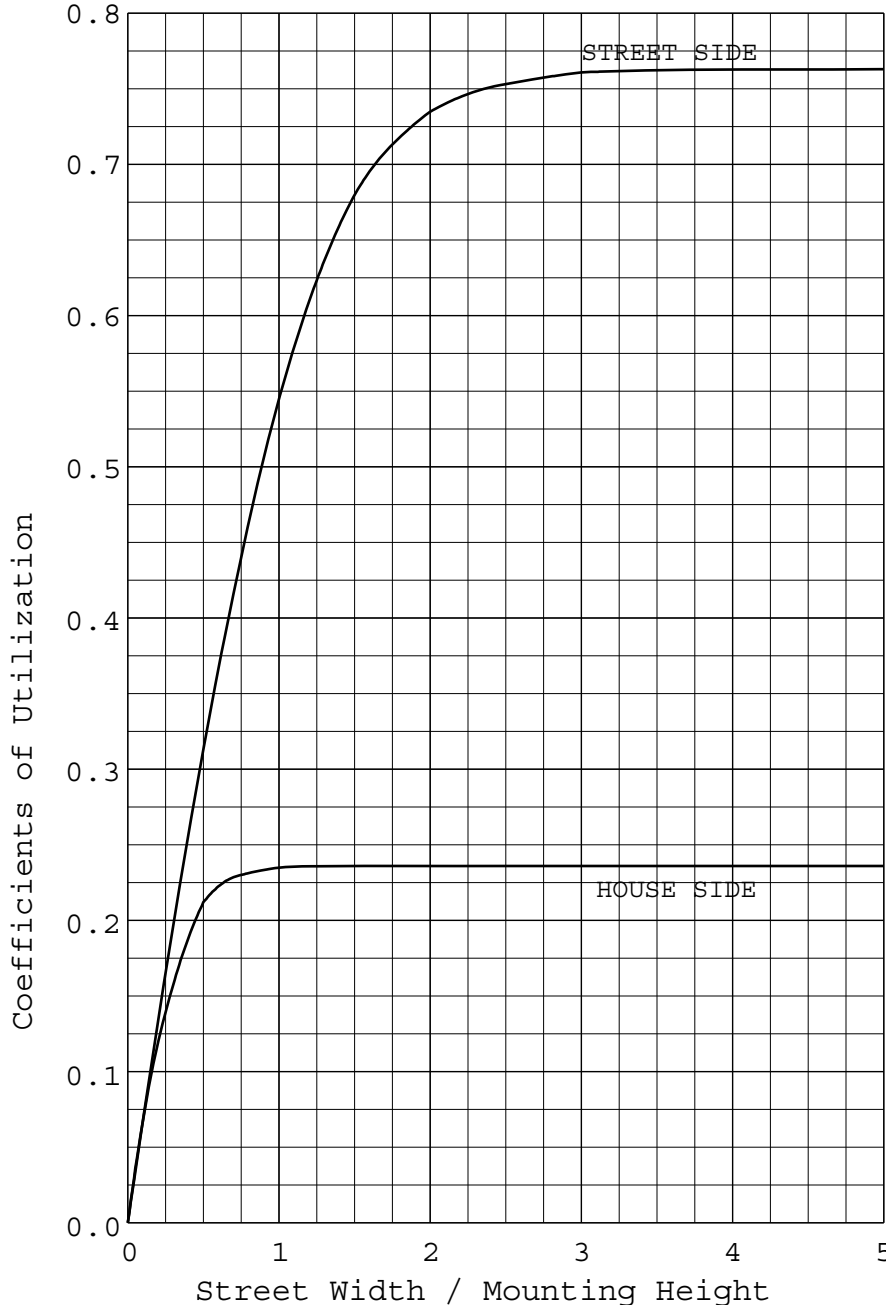
REPORT NUMBER: RAB02322
 ISSUE DATE: 08/15/16 PAGE: 3 OF 9
 DATE SAMPLE TESTED: 08/15/16
 PREPARED FOR: RAB LIGHTING INC.
 CATALOG NUMBER: SLIM26/D10, SLIM26
 LUMINAIRE: CAST BROWN PAINTED FINNED METAL HOUSING, 1 CIRCUIT BOARD WITH 1 LED, MOLDED PLASTIC REFLECTOR WITH SPECULAR FINISH, CLEAR FLAT GLASS LENS IN CAST BROWN PAINTED METAL LENS FRAME.
 LAMP: ONE WHITE MULTI-CHIP LIGHT EMITTING DIODE (LED), AIMED 20-DEGREES FROM VERTICAL BASE-UP POSITION.
 NOTE: DATA SHOWN IS ABSOLUTE FOR THE SAMPLE PROVIDED.
 TOTAL INPUT WATTS = 29.876 W AT 120.0 VAC.
 LED DRIVER: RDD-U26-A0720
 (SEE PAGE 2 FOR MORE INFORMATION)



REPORT NUMBER: RAB02322
 ISSUE DATE: 08/15/16
 PREPARED FOR: RAB LIGHTING INC.

PAGE: 4 OF 9
 DATE SAMPLE TESTED: 08/15/16

COEFFICIENTS OF UTILIZATION AND FLUX DISTRIBUTION



| | LUMENS | PERCENT OF FIXTURE |
|--------------------------|--------|--------------------|
| DOWNWARD STREET SIDE | 2682. | 76.3 |
| DOWNWARD HOUSE SIDE | 833. | 23.7 |
| DOWNWARD TOTAL | 3516. | 100.0 |
| UPWARD STREET SIDE | 0. | 0.0 |
| UPWARD HOUSE SIDE | 0. | 0.0 |
| UPWARD TOTAL | 0. | 0.0 |
| TOTAL FLUX | 3516. | 100.0 |
| TOTAL INPUT WATTS = 29.9 | | |
| EFFICACY = 117.6 Lm/W | | |

ALL CANDELA AND LUMENS IN THIS REPORT ARE BASED ON ABSOLUTE PHOTOMETRY. THE COEFFICIENT OF UTILIZATION VALUES ARE BASED ON THE TOTAL ABSOLUTE LUMEN OUTPUT OF THIS LUMINAIRE SAMPLE.

REPORT NUMBER: RAB02322
 ISSUE DATE: 08/15/16
 PREPARED FOR: RAB LIGHTING INC.

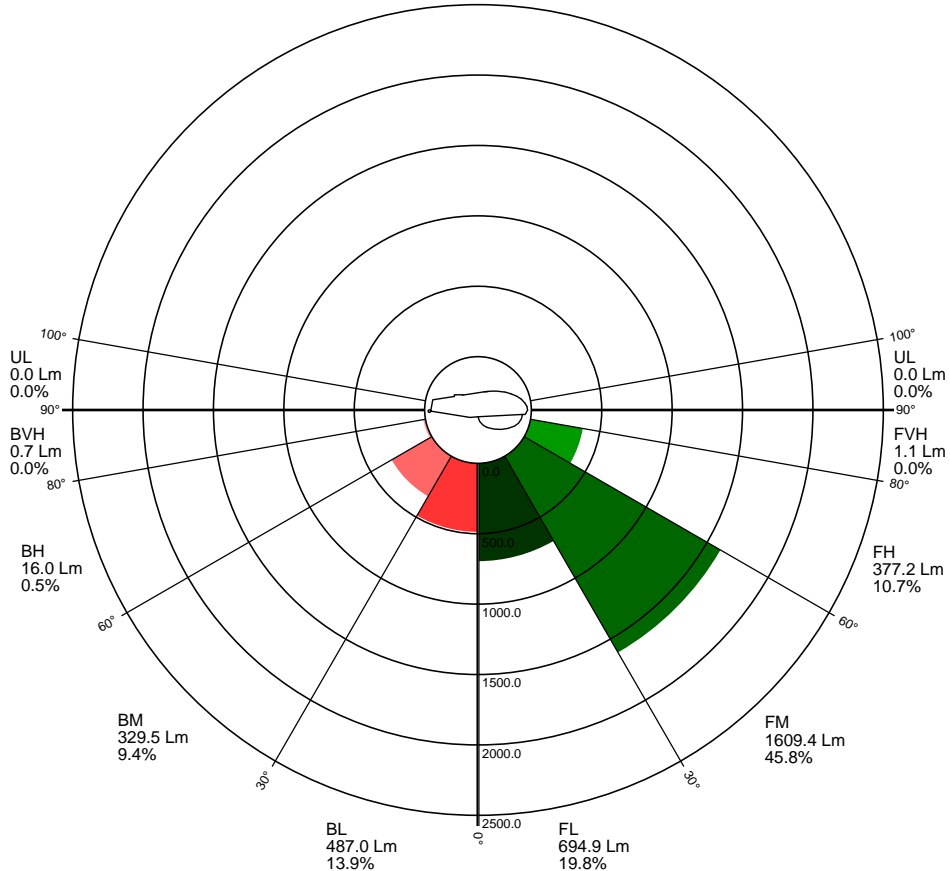
PAGE: 5 OF 9
 DATE SAMPLE TESTED: 08/15/16

| BUG Rating: | | | B1 | U0 | G0 |
|---------------|---------------|--------|--------------|----|----|
| Zonal Summary | | Lumens | Zone Ratings | | |
| | | | B | U | G |
| Forward | | 2682 | | | |
| FL | (0° - 30°) | 694.9 | | | |
| FM | (30° - 60°) | 1609.4 | | | |
| FH | (60° - 80°) | 377.2 | | | G0 |
| FVH | (80° - 90°) | 1.1 | | | G0 |
| Backward | | 833 | | | |
| BL | (0° - 30°) | 487.0 | B1 | | |
| BM | (30° - 60°) | 329.5 | B1 | | |
| BH | (60° - 80°) | 16.0 | B0 | | G0 |
| BVH | (80° - 90°) | 0.7 | | | G0 |
| Upward | | 0 | | | |
| UL | (90° - 100°) | 0.0 | | U0 | |
| UH | (100° - 180°) | 0.0 | | U0 | |
| Trapped Light | | 0 | | | |
| Total Flux | | 3516 | | | |

Zonal Lumen Summary

(Linear scale)

UH
0.0 Lm
0.0%

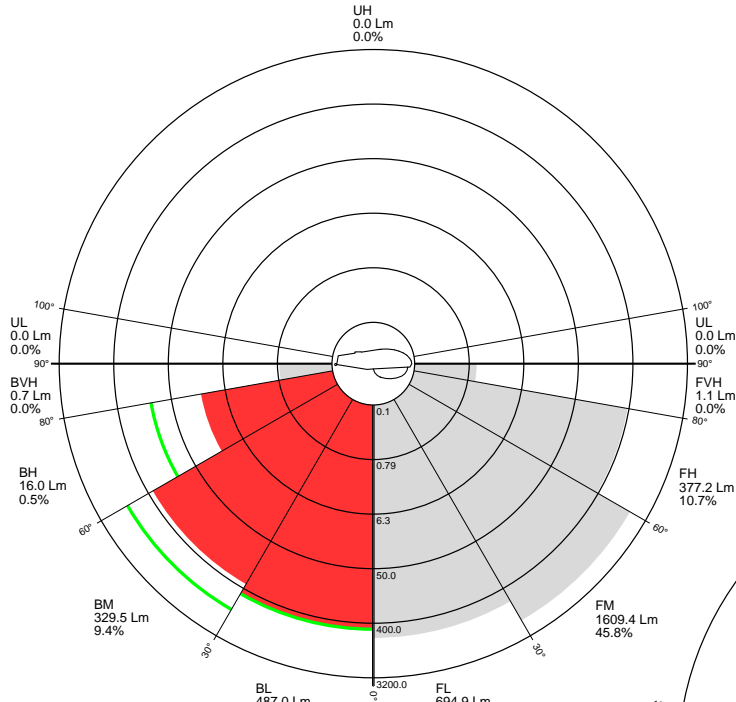


REPORT NUMBER: RAB02322
 ISSUE DATE: 08/15/16
 PREPARED FOR: RAB LIGHTING INC.

PAGE: 6 OF 9
 DATE SAMPLE TESTED: 08/15/16

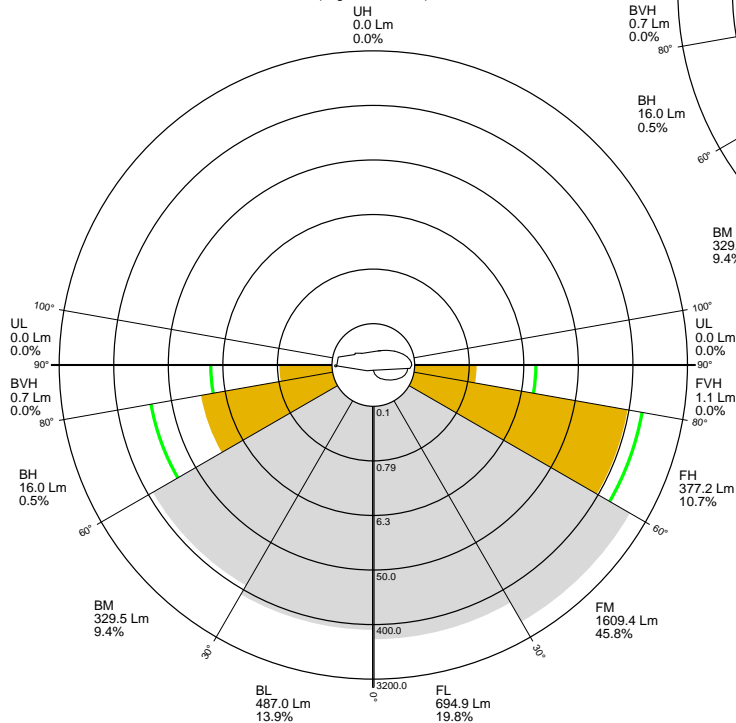
Backlight Rating Details

(Logarithmic scale)



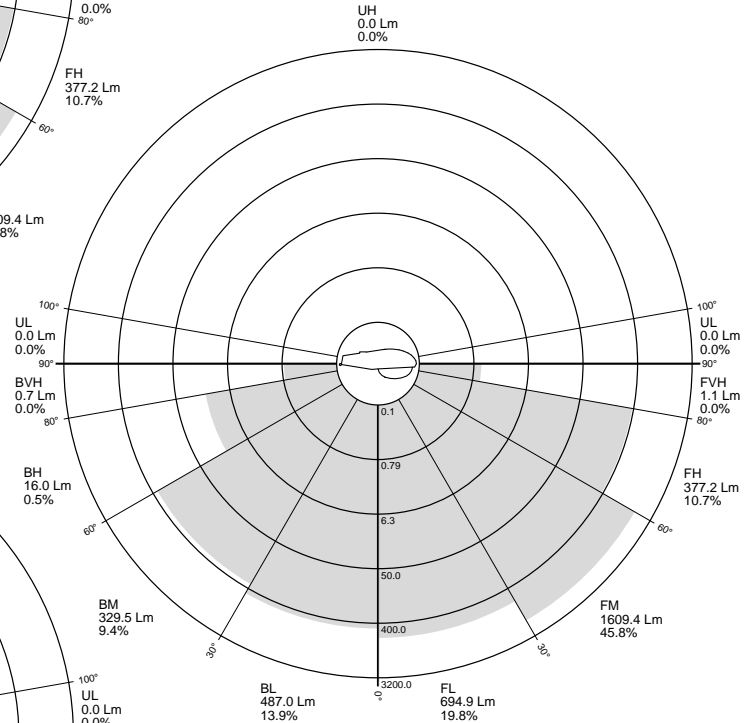
Glare Rating Details

(Logarithmic scale)



Uplight Rating Details

(Logarithmic scale)



REPORT NUMBER: RAB02322
 ISSUE DATE: 08/15/16
 PREPARED FOR: RAB LIGHTING INC.

PAGE: 7 OF 9
 DATE SAMPLE TESTED: 08/15/16

CANDELA TABULATION
 STREET SIDE

| | LATERAL ANGLE | | | | | | | | | | |
|---|---------------|-------|-------|-------|-------|-------|-------|-------|-------|-------|-------|
| | 0.0 | 5.0 | 6.0 | 15.0 | 25.0 | 35.0 | 45.0 | 55.0 | 65.0 | 75.0 | 85.0 |
| | | | | | | | | | | | |
| | 180.0 | 0. | 0. | 0. | 0. | 0. | 0. | 0. | 0. | 0. | 0. |
| | 175.0 | 0. | 0. | 0. | 0. | 0. | 0. | 0. | 0. | 0. | 0. |
| | 165.0 | 0. | 0. | 0. | 0. | 0. | 0. | 0. | 0. | 0. | 0. |
| | 155.0 | 0. | 0. | 0. | 0. | 0. | 0. | 0. | 0. | 0. | 0. |
| | 145.0 | 0. | 0. | 0. | 0. | 0. | 0. | 0. | 0. | 0. | 0. |
| | 135.0 | 0. | 0. | 0. | 0. | 0. | 0. | 0. | 0. | 0. | 0. |
| | 125.0 | 0. | 0. | 0. | 0. | 0. | 0. | 0. | 0. | 0. | 0. |
| | 115.0 | 0. | 0. | 0. | 0. | 0. | 0. | 0. | 0. | 0. | 0. |
| | 105.0 | 0. | 0. | 0. | 0. | 0. | 0. | 0. | 0. | 0. | 0. |
| | 95.0 | 0. | 0. | 0. | 0. | 0. | 0. | 0. | 0. | 0. | 0. |
| | 90.0 | 0. | 0. | 0. | 0. | 0. | 0. | 0. | 0. | 0. | 0. |
| | 87.5 | 0. | 0. | 0. | 1. | 1. | 1. | 1. | 2. | 2. | 2. |
| | 85.0 | 1. | 1. | 1. | 1. | 2. | 2. | 2. | 2. | 2. | 2. |
| V | 82.5 | 3. | 3. | 3. | 3. | 3. | 2. | 2. | 2. | 2. | 2. |
| E | 80.0 | 7. | 7. | 6. | 5. | 6. | 4. | 3. | 3. | 3. | 3. |
| R | 77.5 | 13. | 13. | 12. | 10. | 11. | 17. | 22. | 10. | 3. | 3. |
| T | 75.0 | 25. | 23. | 20. | 24. | 42. | 64. | 73. | 35. | 8. | 3. |
| I | 72.5 | 90. | 92. | 86. | 112. | 200. | 247. | 236. | 135. | 58. | 21. |
| C | 70.0 | 278. | 285. | 275. | 335. | 445. | 487. | 459. | 309. | 194. | 119. |
| A | 67.5 | 540. | 550. | 539. | 608. | 718. | 718. | 659. | 494. | 361. | 263. |
| L | 65.0 | 825. | 819. | 806. | 868. | 966. | 939. | 826. | 644. | 499. | 395. |
| | 62.5 | 1057. | 1054. | 1046. | 1086. | 1165. | 1169. | 1042. | 782. | 610. | 495. |
| A | 60.0 | 1219. | 1235. | 1228. | 1268. | 1330. | 1396. | 1287. | 968. | 769. | 618. |
| N | 57.5 | 1374. | 1384. | 1381. | 1424. | 1491. | 1566. | 1472. | 1135. | 934. | 755. |
| G | 55.0 | 1538. | 1554. | 1546. | 1590. | 1648. | 1653. | 1483. | 1219. | 1026. | 852. |
| L | 52.5 | 1722. | 1738. | 1729. | 1739. | 1802. | 1741. | 1438. | 1204. | 1008. | 873. |
| E | 50.0 | 1884. | 1901. | 1893. | 1897. | 1922. | 1768. | 1440. | 1209. | 1039. | 910. |
| | 47.5 | 2017. | 2026. | 2021. | 2013. | 1958. | 1724. | 1440. | 1231. | 1078. | 958. |
| | 45.0<< | 2081. | 2088. | 2090. | 2043. | 1901. | 1667. | 1434. | 1254. | 1115. | 1010. |
| | 42.5 | 2046. | 2043. | 2045. | 1981. | 1824. | 1617. | 1422. | 1270. | 1150. | 1062. |
| | 40.0 | 1979. | 1967. | 1967. | 1900. | 1757. | 1592. | 1426. | 1288. | 1197. | 1117. |
| | 37.5 | 1905. | 1892. | 1893. | 1832. | 1715. | 1576. | 1441. | 1320. | 1251. | 1174. |
| | 35.0 | 1851. | 1838. | 1836. | 1786. | 1694. | 1586. | 1468. | 1367. | 1309. | 1239. |
| | 30.0 | 1790. | 1771. | 1764. | 1714. | 1667. | 1599. | 1519. | 1462. | 1414. | 1356. |
| | 25.0 | 1810. | 1796. | 1788. | 1706. | 1657. | 1619. | 1579. | 1538. | 1499. | 1459. |
| | 20.0 | 1846. | 1843. | 1838. | 1786. | 1727. | 1681. | 1651. | 1609. | 1567. | 1545. |
| | 15.0 | 1895. | 1895. | 1893. | 1874. | 1830. | 1758. | 1700. | 1659. | 1633. | 1605. |
| | 10.0 | 1880. | 1877. | 1878. | 1868. | 1844. | 1807. | 1770. | 1733. | 1709. | 1668. |
| | 5.0 | 1806. | 1807. | 1807. | 1805. | 1802. | 1794. | 1786. | 1770. | 1752. | 1725. |
| | 0.0 | 1709. | 1709. | 1709. | 1709. | 1709. | 1709. | 1709. | 1709. | 1709. | 1709. |

||
 PLANE OF MAXIMUM CANDELA

CONE OF MAXIMUM CANDELA

REPORT NUMBER: RAB02322
 ISSUE DATE: 08/15/16
 PREPARED FOR: RAB LIGHTING INC.

PAGE: 8 OF 9
 DATE SAMPLE TESTED: 08/15/16

CANDELA TABULATION
 HOUSE SIDE

LATERAL ANGLE

| | 90.0 | 95.0 | 105.0 | 115.0 | 125.0 | 135.0 | 145.0 | 155.0 | 165.0 | 175.0 | 180.0 |
|---|--------|-------|-------|-------|-------|-------|-------|-------|-------|-------|-------|
| | 180.0 | 0. | 0. | 0. | 0. | 0. | 0. | 0. | 0. | 0. | 0. |
| | 175.0 | 0. | 0. | 0. | 0. | 0. | 0. | 0. | 0. | 0. | 0. |
| | 165.0 | 0. | 0. | 0. | 0. | 0. | 0. | 0. | 0. | 0. | 0. |
| | 155.0 | 0. | 0. | 0. | 0. | 0. | 0. | 0. | 0. | 0. | 0. |
| | 145.0 | 0. | 0. | 0. | 0. | 0. | 0. | 0. | 0. | 0. | 0. |
| | 135.0 | 0. | 0. | 0. | 0. | 0. | 0. | 0. | 0. | 0. | 0. |
| | 125.0 | 0. | 0. | 0. | 0. | 0. | 0. | 0. | 0. | 0. | 0. |
| | 115.0 | 0. | 0. | 0. | 0. | 0. | 0. | 0. | 0. | 0. | 0. |
| | 105.0 | 0. | 0. | 0. | 0. | 0. | 0. | 0. | 0. | 0. | 0. |
| | 95.0 | 0. | 0. | 0. | 0. | 0. | 0. | 0. | 0. | 0. | 0. |
| | 90.0 | 0. | 0. | 0. | 0. | 0. | 0. | 0. | 0. | 0. | 0. |
| | 87.5 | 2. | 2. | 2. | 2. | 2. | 2. | 1. | 1. | 1. | 1. |
| | 85.0 | 2. | 2. | 2. | 2. | 2. | 2. | 1. | 1. | 1. | 1. |
| V | 82.5 | 2. | 2. | 2. | 2. | 2. | 2. | 1. | 1. | 1. | 1. |
| E | 80.0 | 2. | 2. | 2. | 2. | 2. | 2. | 1. | 1. | 1. | 1. |
| R | 77.5 | 3. | 3. | 2. | 2. | 2. | 2. | 1. | 1. | 2. | 2. |
| T | 75.0 | 3. | 3. | 3. | 2. | 2. | 2. | 1. | 2. | 2. | 2. |
| I | 72.5 | 6. | 4. | 3. | 2. | 2. | 2. | 2. | 2. | 4. | 4. |
| C | 70.0 | 41. | 14. | 3. | 2. | 2. | 2. | 2. | 3. | 5. | 6. |
| A | 67.5 | 136. | 83. | 5. | 3. | 2. | 2. | 2. | 4. | 6. | 7. |
| L | 65.0 | 247. | 183. | 25. | 3. | 2. | 2. | 2. | 4. | 6. | 7. |
| | 62.5 | 339. | 268. | 83. | 4. | 2. | 2. | 2. | 4. | 5. | 7. |
| A | 60.0 | 426. | 357. | 156. | 9. | 2. | 3. | 4. | 4. | 5. | 8. |
| N | 57.5 | 531. | 448. | 231. | 46. | 4. | 5. | 6. | 5. | 4. | 6. |
| G | 55.0 | 621. | 528. | 309. | 108. | 7. | 6. | 8. | 6. | 4. | 5. |
| L | 52.5 | 676. | 583. | 389. | 183. | 35. | 8. | 9. | 8. | 8. | 9. |
| E | 50.0 | 723. | 648. | 464. | 267. | 90. | 13. | 10. | 10. | 14. | 18. |
| | 47.5 | 782. | 715. | 543. | 353. | 165. | 35. | 13. | 15. | 21. | 27. |
| | 45.0<< | 847. | 781. | 618. | 434. | 251. | 91. | 23. | 23. | 31. | 37. |
| | 42.5 | 914. | 849. | 696. | 520. | 346. | 174. | 68. | 38. | 43. | 50. |
| | 40.0 | 982. | 925. | 781. | 611. | 444. | 277. | 149. | 78. | 65. | 69. |
| | 37.5 | 1058. | 1004. | 869. | 714. | 551. | 392. | 258. | 159. | 123. | 108. |
| | 35.0 | 1132. | 1085. | 956. | 816. | 667. | 510. | 383. | 275. | 221. | 191. |
| | 30.0 | 1281. | 1235. | 1121. | 1001. | 877. | 754. | 649. | 543. | 478. | 442. |
| | 25.0 | 1403. | 1360. | 1262. | 1157. | 1057. | 960. | 884. | 812. | 769. | 736. |
| | 20.0 | 1490. | 1456. | 1384. | 1302. | 1220. | 1146. | 1090. | 1037. | 1004. | 977. |
| | 15.0 | 1555. | 1527. | 1468. | 1409. | 1352. | 1297. | 1258. | 1225. | 1197. | 1183. |
| | 10.0 | 1616. | 1594. | 1552. | 1509. | 1467. | 1436. | 1405. | 1380. | 1368. | 1358. |
| | 5.0 | 1688. | 1674. | 1646. | 1617. | 1594. | 1573. | 1558. | 1549. | 1540. | 1533. |
| | 0.0 | 1709. | 1709. | 1709. | 1709. | 1709. | 1709. | 1709. | 1709. | 1709. | 1709. |

CONE OF MAXIMUM CANDELA

REPORT NUMBER: RAB02322
ISSUE DATE: 08/15/16
PREPARED FOR: RAB LIGHTING INC.

PAGE: 9 OF 9
DATE SAMPLE TESTED: 08/15/16

5-DEGREE
ZONAL LUMEN SUMMARY

| | |
|---------|-----|
| 0- 5 | 41 |
| 5- 10 | 118 |
| 10- 15 | 186 |
| 15- 20 | 243 |
| 20- 25 | 285 |
| 25- 30 | 311 |
| 30- 35 | 323 |
| 35- 40 | 325 |
| 40- 45 | 332 |
| 45- 50 | 339 |
| 50- 55 | 327 |
| 55- 60 | 293 |
| 60- 65 | 221 |
| 65- 70 | 130 |
| 70- 75 | 38 |
| 75- 80 | 4 |
| 80- 85 | 1 |
| 85- 90 | 1 |
| 90- 95 | 0 |
| 95-100 | 0 |
| 100-105 | 0 |
| 105-110 | 0 |
| 110-115 | 0 |
| 115-120 | 0 |
| 120-125 | 0 |
| 125-130 | 0 |
| 130-135 | 0 |
| 135-140 | 0 |
| 140-145 | 0 |
| 145-150 | 0 |
| 150-155 | 0 |
| 155-160 | 0 |
| 160-165 | 0 |
| 165-170 | 0 |
| 170-175 | 0 |
| 175-180 | 0 |

10-DEGREE
ZONAL LUMEN SUMMARY

| | |
|-------|------|
| 0- 10 | 158 |
| 0- 20 | 587 |
| 0- 30 | 1182 |
| 0- 40 | 1830 |
| 0- 50 | 2501 |
| 0- 60 | 3121 |
| 0- 70 | 3471 |
| 0- 80 | 3514 |
| 0- 90 | 3516 |
| 0-100 | 3516 |
| 0-110 | 3516 |
| 0-120 | 3516 |
| 0-130 | 3516 |
| 0-140 | 3516 |
| 0-150 | 3516 |
| 0-160 | 3516 |
| 0-170 | 3516 |
| 0-180 | 3516 |

REPORT NUMBER: RAB02323
DATE: 8/12/2016
PREPARED FOR: RAB LIGHTING INC.
CATALOG NUMBER: SLIM26/D10, SLIM26

ADDRESS: 170 LUDLOW AVE, NORTHVALE, NJ 07647

LUMINAIRE: CAST BROWN PAINTED FINNED METAL HOUSING, 1 CIRCUIT BOARD WITH 1 LED, MOLDED PLASTIC REFLECTOR WITH SPECULAR FINISH, CLEAR FLAT GLASS LENS IN CAST BROWN PAINTED METAL LENS FRAME.

LAMP: ONE WHITE MULTI-CHIP LIGHT EMITTING DIODE (LED), AIMED 20-DEGREES FROM VERTICAL BASE-UP POSITION.

DRIVER: RDD-U26-A0720

OBJECT OF TEST: DATA SHOWN IS ABSOLUTE FOR THE SAMPLE PROVIDED AT THE RATED INPUT VOLTAGES (277.0 AND 120.0 VAC, 60Hz) TO THE TEST SAMPLE.

INSTRUMENTS: GWINSTEK PROGRAMMABLE AC POWER SOURCE APS-7100 N/A
CHROMA PROGRAMMABLE DIGITAL POWER METER MODEL 66202 2/26/17
OCEAN OPTICS QE65PRO Spectroradiometer 8/11/17
RAB 2.0 meter Diameter Integrating Sphere, 4PI Geometry 8/11/17

OBJECT OF TEST: Measure the Absolute Flux in lumens*, Total Radiant Flux*, Spectral Power Distribution (SPD), Correlated Color Temperature (CCT), Color Rendering Indices (CRIa,1-14), Chromaticity Coordinates (x,y; u'v'), ANSI C78.377 Duv, and electrical data including ANSI C82.77-2002 Power Factor (PF), and Total Harmonic Distortion (THD) to the test sample. Measure electrical data including Total Harmonic Distortion (THD) at maximum nominal rated input voltage. Report Off-State Power.

PROCEDURE: The test sample was mounted inside the integrating sphere, energized, and allowed to stabilize. After stabilization occurred, measurements were taken. In order to measure mean performance, multiple data sets were recorded and averaged. Readings were taken with the test sample operating at 60 HZ input in a 25 +/-1 degree Celsius free air ambient and in accordance with IESNA LM-79-08. Electrical data was also recorded at maximum nominal rated input voltage (120.0 VAC). All data are traceable to the National Institute of Standards and Technology. Off-State Power was reported with no voltage applied to the sample.

*NOTE: Proper calibration of integrating spheres for measuring total flux output of non-directional samples will produce reliable, repeatable results within the calibration tolerances of the equipment used. However, measurement of test samples with significant self absorption and/or directional output, even when these effects are compensated for, are likely to have a greater variation in results compared to the flux output calculated from a goniophotometric exploration since these artifacts do not affect the goniophotometric results.

RESULTS: (continued subsequent pages)

| | |
|----------|---|
| Checked | <u>X.CAO</u> |
| Approved | <u>D.WANG-MUNSON</u> Lighting Engineer |

REPORT NUMBER: RAB02323
 DATE: 8/12/2016
 PREPARED FOR: RAB LIGHTING INC.
 CATALOG NUMBER: SLIM26/D10, SLIM26

RESULTS:

| | |
|--|-------------------|
| PHOTOMETRIC | |
| Total Integrated Flux (lumens) | 3516 * |
| SPECTRORADIOMETRIC | |
| Observer | CIE 1931 2 degree |
| Chromaticity Ordinate x | 0.3447 |
| Chromaticity Ordinate y | 0.3609 |
| Observer | CIE 1976 2 degree |
| Chromaticity Ordinate u' | 0.2076 |
| Chromaticity Ordinate v' | 0.4891 |
| Correlated Color Temp CCT (K) | 5045 |
| ANSI C78.377-2008 Duv | 0.005 |
| Total Radiant Flux (milliWatts) | 10360 * |
| ELECTRICAL | |
| Input Voltage (Volts AC) | 277.0 |
| Input Current (Amps AC) | 0.118 |
| Input Power (Watts) | 29.9 |
| Input Power Factor (%) | 91.0 |
| Input Current THD (%) | 16.5 |
| Input Voltage THD (%) | 0.2 |
| EFFICACY (Lumens/Watt) | |
| 117.6 | |
| ELECTRICAL AT MAX NONIMAL INPUT | |
| Input Voltage (Volts AC) | 120.0 |
| Input Current (Amps AC) | 0.251 |
| Input Power (Watts) | 29.9 |
| Input Power Factor (%) | 99.2 |
| Input Current THD (%) | 7.2 |
| Input Voltage THD (%) | 0.2 |
| Off-State Power (Watts) | |
| 0.0 | |

| COLOR RENDERING INDICES | CRI |
|---------------------------------|-----|
| Ra (Average 1-8) | 71 |
| R1 Light greyish red | 68 |
| R2 Dark greyish yellow | 76 |
| R3 Strong yellowish green | 81 |
| R4 Moderate yellowish green | 72 |
| R5 Light bluish green | 69 |
| R6 Light blue | 67 |
| R7 Light violet | 81 |
| R8 Light reddish purple | 56 |
| R9 Strong red | -34 |
| R10 Strong yellow | 42 |
| R11 Strong green | 69 |
| R12 Strong blue | 42 |
| R13 Light yellowish pink (skin) | 69 |
| R14 Moderate olive green (leaf) | 89 |

*NOTE:

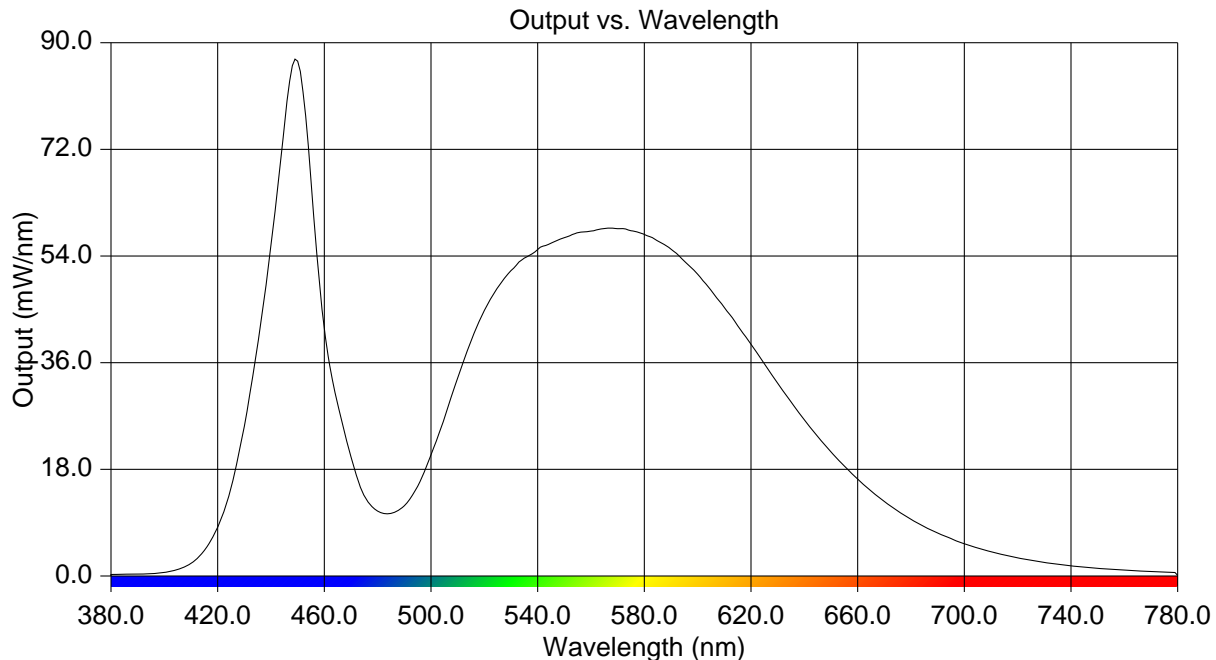
Proper calibration of integrating spheres for measuring total flux output of non-directional samples will produce reliable, repeatable results within the calibration tolerances of the equipment used. However, measurement of test samples with significant self absorption and/or directional output, even when these effects are compensated for, are likely to have a greater variation in results compared to the flux output calculated from a goniophotometric exploration since these artifacts do not affect the goniophotometric results.

REPORT NUMBER: RAB02323
 DATE: 8/12/2016
 PREPARED FOR: RAB LIGHTING INC.
 CATALOG NUMBER: SLIM26/D10, SLIM26

Page 3 of 4

RESULTS:

| Wavelength | mW per nm | Wavelength | mW per nm | Wavelength | mW per nm |
|------------|-----------|------------|-----------|------------|-----------|
| 380 | 0.248 | 515 | 39.703 | 650 | 20.963 |
| 385 | 0.277 | 520 | 44.863 | 655 | 18.558 |
| 390 | 0.318 | 525 | 48.598 | 660 | 16.354 |
| 395 | 0.410 | 530 | 51.537 | 665 | 14.327 |
| 400 | 0.614 | 535 | 53.649 | 670 | 12.583 |
| 405 | 1.077 | 540 | 55.094 | 675 | 10.966 |
| 410 | 2.150 | 545 | 56.163 | 680 | 9.576 |
| 415 | 4.309 | 550 | 57.093 | 685 | 8.322 |
| 420 | 8.220 | 555 | 57.947 | 690 | 7.212 |
| 425 | 14.900 | 560 | 58.207 | 695 | 6.323 |
| 430 | 25.244 | 565 | 58.651 | 700 | 5.448 |
| 435 | 39.366 | 570 | 58.610 | 705 | 4.705 |
| 440 | 55.462 | 575 | 58.260 | 710 | 4.077 |
| 445 | 76.315 | 580 | 57.636 | 715 | 3.543 |
| 450 | 86.881 | 585 | 56.519 | 720 | 3.064 |
| 455 | 66.727 | 590 | 55.152 | 725 | 2.641 |
| 460 | 41.656 | 595 | 53.145 | 730 | 2.289 |
| 465 | 28.988 | 600 | 50.925 | 735 | 1.979 |
| 470 | 20.094 | 605 | 48.284 | 740 | 1.713 |
| 475 | 13.583 | 610 | 45.307 | 745 | 1.491 |
| 480 | 10.941 | 615 | 42.233 | 750 | 1.301 |
| 485 | 10.586 | 620 | 39.050 | 755 | 1.131 |
| 490 | 11.852 | 625 | 35.847 | 760 | 0.987 |
| 495 | 15.131 | 630 | 32.502 | 765 | 0.855 |
| 500 | 20.467 | 635 | 29.395 | 770 | 0.748 |
| 505 | 26.595 | 640 | 26.350 | 775 | 0.654 |
| 510 | 33.409 | 645 | 23.529 | 780 | 0.099 |



REPORT NUMBER: RAB02323
DATE: 8/12/2016
PREPARED FOR: RAB LIGHTING INC.
CATALOG NUMBER: SLIM26/D10, SLIM26

Page 4 of 4

CIE Chromaticity Diagram

