



FIELD ADJ.



ON/OFF
PHOTOCELL

RAB




Nautical heritage meets modern technology.
Meet the Bulkhead family of wall sconces.

Innovation at the helm.

It's got that classic look, but the Bulkhead charts new waters with three field-adjustable CCTs and wattages so you can adjust your lighting to match your needs. It's suitable for indoor or outdoor use and is ideal for adding a distinctive nautical touch to your space...but with a modern twist.




BULKH10W (10/8/6W)



BULKH15RW (15/12/9W)



BULKH20W (20/16/12W)





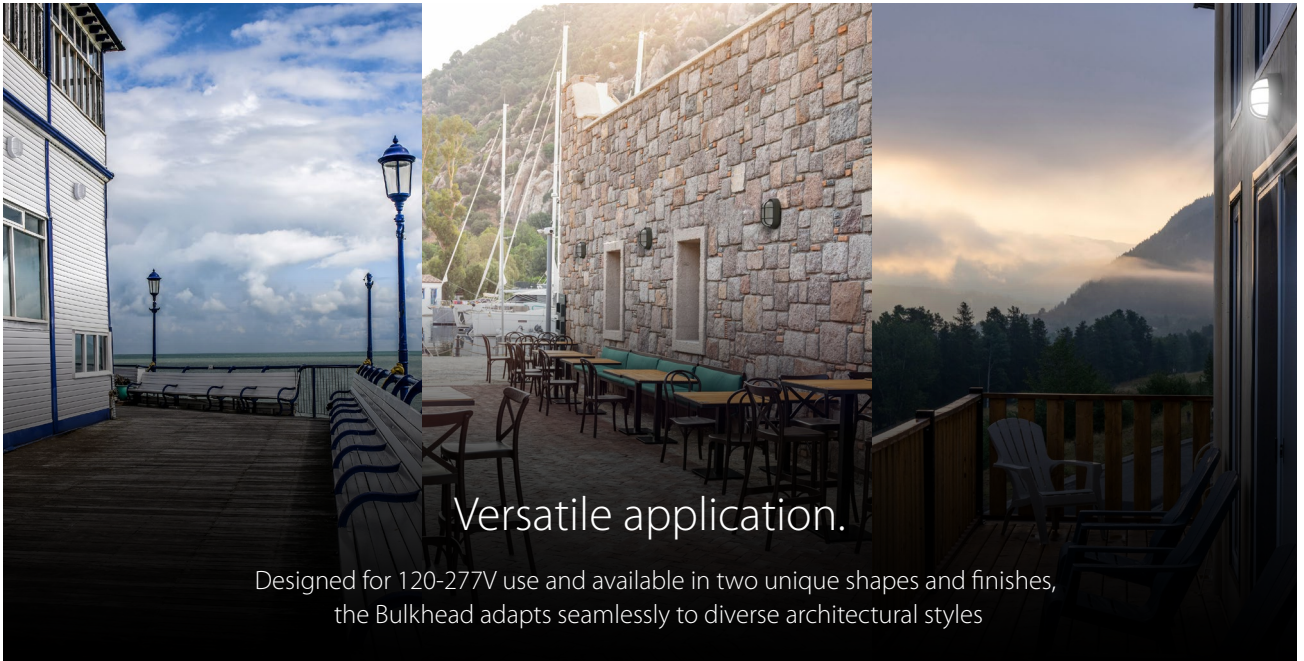
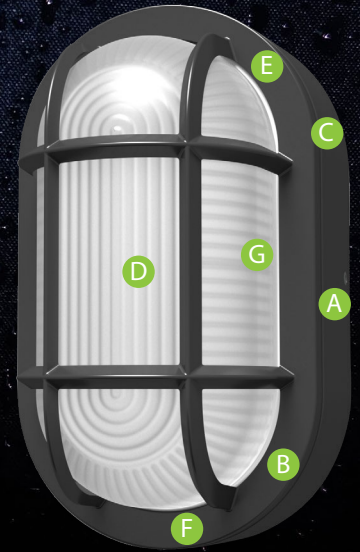

RAB's warranty is subject to all terms and conditions found at rablighting.com/warranty

Built to withstand the elements.

The Bulkhead family is engineered to excel in demanding environments:

- A Die-cast aluminum housing with integrated grill
- B Rated for wet locations
- C IP65 rating
- D Glass lens for superior light output
- E Durable powder coat finish
- F Operating temperature: -40°F to 113°F

FINISHES



Versatile application.

Designed for 120-277V use and available in two unique shapes and finishes, the Bulkhead adapts seamlessly to diverse architectural styles

Ordering Matrix

Product Family	Wattage		Color Temperature		Shape		Driver		Finish	
BULKH										
	10	10 (10/8/6W) *	BLANK	3000/4000/5000K CCT Adjustable	BLANK R	Oval Round*	BLANK	120-277V, On/Off Photocell	BLANK W	Bronze White
	15	15 (15/12/9W) *								
	20	20 (20/16/12W) *								

*10 and 20 only available in oval; 15 only available in round.