

RAB®



The X17 ultra-economy floodlight.
Field adjustability at a super-low cost.

X17 XFU

3-Way field adjustability.

The X17 XFU comes with field-adjustable color temperature and wattage, and include the added control of an integrated, selectable photocell. It's available with various mounting options (knuckle, slipfitter, trunnion) for flexible installations at a bargain price point.



- ✓ Power Adjustable
- ✓ Color Adjustable
- ✓ Selectable Photocell

X17 FA

2-Way field adjustability.

The X17 FA offers field-adjustable color temperature and an integrated, selectable photocell. It is available in everything from 15W to 140W, topping out at over 21,000 lumens. Mounting options include knuckle, slipfitter and trunnion.



- SELECTABLE PHOTOCELL
- FIELD ADJ.
- 5000K
- 4000K
- 3000K

X17 PA

High output, power adjustability.

The X17 PA provides field-adjustable wattage (450/350/250W) for the high-output control you need. Available in two color temperatures and with two mounting options, all models also include a twistlock photocell.



- TWISTLOCK PHOTOCELL
- POWER ADJ.


X17 XFU



Up to 176 lm/W



Over
49,700
Lumens



0-10V
Dimming



Wide Flood


X17 FA



Up to 155 lm/W



Over
21,000
Lumens



0-10V
Dimming



Wide Flood

X17 PA



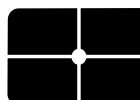
Up to 164 lm/W



Over
65,000
Lumens






0-10V
Dimming



7H x 6V

Accessories

	TRUNNION MOUNT*	SLIPFITTER MOUNT	WIRE GUARD
			
X17XFU			
	TX17-60-80 (bronze)	SFX17-60-80 (bronze)	GDX17-15-35 (15-35W)
	TWX17-60-80 (white)	SFWX17-60-80 (white)	GDX17-60-80 (60-80W)
	TX17-205 (bronze)	SFX17-205 (bronze)	GDX17-105-140 (105-140W)
	TX17-330 (bronze)	SFX17-330 (bronze)	GDX17-205 (205W)
			GDX17-330 (330W)
X17FA			
	TX17-60-80 (bronze)	SFX17-60-80 (bronze)	GDX17-15-35 (15-30W)
	TWX17-60-80 (white)	SFWX17-60-80 (white)	GDX17-60-80 (60-80W)
			GDX17-105-140 (105-140W)
X17PA			
	TX17-450 (bronze)	SFX17-450 (bronze)	GDX17-450 (bronze)

*Trunnion kit is included in the 80W model (with knuckle mount option only).

Ordering Matrices

Product Family	Wattage	Color Temp	Mounting*	Finish**	Voltage***	Options****
X17XFU						
	35 15/25/35W 60 30/50/60W 80 40/60/80W 105 50/75/105W 140 70/100/140W 205 100/150/205W 330 175/250/330W	Blank 5000/4000/3000K selectable	Blank SF T Knuckle Slipfitter Trunnion	Blank W Bronze White	Blank /480 120-277V 480V	Blank /PCT Selectable Photocell Twistlock Photocell

Notes

- *35 model is available only in knuckle mount.
- *60 model is available in knuckle mount, slipfitter mount or trunnion mount.
- *80 model is available with knuckle mount or slipfitter mount. Trunnion kit is included with the knuckle mount option.
- *105, 140, 205 & 330 models are available in slipfitter mount or trunnion mount.
- **205 and 330W models available in bronze only.
- ***480V is available in 140, 205 and 330 models.
- ****35, 60, 80, 105 & 140 models are available in selectable photocell only.
- ****205 and 330 models are available in Twistlock photocell only.

Product Family	Wattage	Color Temp	Mounting	Finish	Voltage	Options
X17FA						
	15 15W 35 30W 60 60W 80 80W 105 105W 140 140W	Blank 5000/4000/3000K selectable	Blank SF T Knuckle* Slipfitter** Trunnion**	Blank W Bronze White	Blank 120-277V	Blank Selectable Photocell

Notes

- *Knuckle mount available for 15-80W only.
- **Slipfitter and trunnion mounts available for 60-140W. 60-80W fixtures with slipfitter or trunnion option will come with a factory-installed knuckle mount and a separate slipfitter or trunnion accessory.
- ***480V available only in 140W models.

Product Family	Wattage	Color Temp	Mounting	Finish	Voltage	Options
X17PA						
	450 250/350/450W	Blank N 5000K (Cool) 4000K (Neutral)	SF T Slipfitter Trunnion	Blank Bronze	Blank /480 120-277V 480V	/PCT Twistlock Photocell



100,000 HOUR LED LIFESPAN

IP65
RATING



5-YEAR, LIMITED WARRANTY

RAB's warranty is subject to all terms and conditions found at rablighting.com/warranty