

Several beam angles,
one...singular...floodlight.
X22—the most flexible floodlight available.

X22


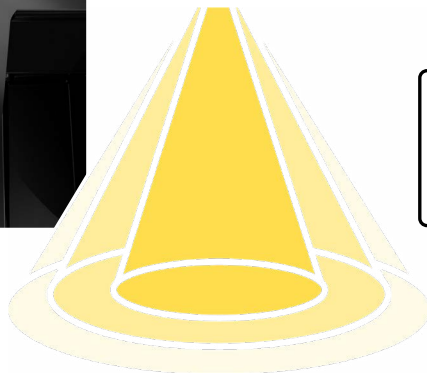


Groundbreaking technology.

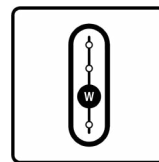
The X22 gives you more features in one single floodlight.



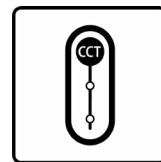
ADJUSTABLE BEAM ANGLE
(medium/wide/very wide)



2 Mounts



4 Wattages



3 CCTs



On/off Photocell

RAB®



100,000 HOUR
LED LIFESPAN



AVAILABLE ON THE
150W MODELS



5-YEAR
LIMITED
WARRANTY

RAB's warranty is
subject to all terms
and conditions found at
rablighting.com/warranty

Five levels of selectability!

The X22 series not only gives you the flexibility of controlling beam angle, wattage, CCT, and photocell—it also comes with two mounting options right out of the box for a mind-blowing 144 SKUs in ONE SINGLE FLOODLIGHT!

144 SKUs in
1 Flood!



20W
with knuckle
and yoke mounts



35W
with knuckle
and yoke mounts



60W
with knuckle
and trunnion mounts




80W
with knuckle
and trunnion mounts



150W
with slipfitter
and trunnion mounts

Perfect for everyday use.

Models of the X22 are available in both white and bronze with an adjustable distribution that makes them the optimal floodlight for a large variety of general-purpose applications. All models also come standard with 0-10V dimming.



Mounting accessories.

Yoke mounts are available for the 60W models.



X22YOKE60



X22YOKE60W

Ordering Matrix

Product Family	Wattage	Color Temp	Mounting*	Finish	Optics	Voltage	Options						
X22													
20	20/17/13/10	Blank	3000/4000/5000K CCT Adjustable	Blank	Knuckle & Yoke (20 & 35W)	Blank	Bronze White	Blank	Selectable Beam Angle (55-100 deg) Medium to Very Wide Flood	Blank	120-277V /480** 480V	Blank	Selectable on/off Photocell
35	35/30/25/20												
60	60/50/40/30												
80	80/70/60/50												
150	150/125/100/75												

*Both mounting options included in the package.
**for 150W model only