

B17 Ultra-Economy, Field-Adjustable Bollards



B17



B17H



B17S



B17D



B17M



PROJECT: _____

DATE: _____

TYPE: _____

PREPARED BY: _____



KEY FEATURES

- 3-way adjustable, ultra-economy bollards
Selectable Wattages: 24/19/14W, factory default: 24W
Selectable CCT: 3000/4000/5000K, factory default: 4000K
Selectable **photocell** that can be turned on and off
- UL Listed for **wet** locations
- Voltage Rating: 120-277V
- IP65 rated
- 5-Year, Limited Warranty

Ultra-economy, field-adjustable bollards



0-10V



50,000 HOURS



3-WAY ADJUSTABLE



IP RATING



WET RATED

PERFORMANCE

B17	3000K	4000K	5000K	3000K	4000K	5000K	3000K	4000K	5000K
WATTAGE	24W			19W			14W		
LUMENS	3,291	3,314	3,409	2,669	2,752	2,780	1,959	2,001	2,015
EFFICACY (LM/W)	143.9	151.6	148.3	147.0	154.3	152.6	150.9	156.1	155.3
CRI	72	75	74	72	75	74	72	75	74
VOLTAGE RATINGS	120-277V								

B17S	3000K	4000K	5000K	3000K	4000K	5000K	3000K	4000K	5000K
WATTAGE	24W			19W			14W		
LUMENS	2,979	3,120	3,095	2,375	2,461	2,484	1,725	1,773	1,808
EFFICACY (LM/W)	130.0	138.4	135.3	132.9	140.0	138.5	135.6	141.0	141.3
CRI	72	75	74	73	75	74	73	75	74
VOLTAGE RATINGS	120-277V								

B17 Ultra-Economy, Field-Adjustable Bollards



PERFORMANCE

B17D	3000K	4000K	5000K	3000K	4000K	5000K	3000K	4000K	5000K
WATTAGE	24W			19W			14W		
LUMENS	3,291	3,314	3,409	2,669	2,752	2,780	1,959	2,001	2,015
EFFICACY (LM/W)	143.9	151.6	148.3	147.0	154.3	152.6	150.9	156.1	155.3
CRI	72	75	74	72	75	74	72	75	74
VOLTAGE RATINGS	120-277V								

B17H	3000K	4000K	5000K	3000K	4000K	5000K	3000K	4000K	5000K
WATTAGE	24W			19W			14W		
LUMENS	3,435	3,544	3,591	2,753	2,823	2,875	2,050	2,090	2,143
EFFICACY (LM/W)	146.8	154.1	152.2	147.2	153.4	152.9	146.5	151.4	152
CRI	74	77	74	74	77	74	74	77	74
VOLTAGE RATINGS	120-277V								

B17M	3000K	4000K	5000K	3000K	4000K	5000K	3000K	4000K	5000K
WATTAGE	24W			19W			14W		
LUMENS	3,169	3,263	3,280	2,513	2,589	2,622	1,875	1,916	1,953
EFFICACY (LM/W)	134.9	141.3	139	135.1	140.7	139.5	133.9	138.8	139.5
CRI	75	77	75	75	77	75	75	77	75
VOLTAGE RATINGS	120-277V								

TECHNICAL SPECIFICATIONS

COMPLIANCE

UL Listed

Suitable for wet locations

DLC Listed

This product family is listed with the DesignLights Consortium (DLC). Individual SKUs within this family may carry either a DLC Standard or DLC Premium qualification. Please refer to the individual product specification sheet or the DLC Qualified Products List (QPL) at designlights.org to confirm the qualification status of a specific SKU prior to specification or purchase.

LED CHARACTERISTICS

LEDs

Long-life, high-efficacy, discrete, surface-mount LEDs

Color Uniformity

RAB's range of Correlated Color Temperature follows the guidelines of the American National Standard for Specifications for the Chromaticity of Solid State Lighting (SSL) Products, ANSI C78.377-2017.

FACTORY DEFAULT

Selectable Wattage: 24/19/14W, default 24W

Adjustable CCT

3000/4000/5000K, default 4000K

TECHNICAL SPECIFICATIONS

CONSTRUCTION

Cold Weather Starting

The minimum starting temperature is -40°C (-40°F)

Cold Weather Starting w/Battery Backup

The minimum starting temperature is -0°C (-32°F)

Maximum Ambient Temperature

Suitable for use in up to 50°C (122°F)

Maximum Ambient Temperature w/Battery Backup

Suitable for use in up to 45°C (113°F)

Mounting

3 (Three) anchors for round version B17, B17D, B17H, and B17M. 4 (Four) anchors bolts for square version B17S. Internal base doesn't have leveling screws.

Housing

Die-cast aluminum

Lens

Clear Polycarbonate

Reflector Material

Specular Aluminum for all models except for the models with y-hat & mushroom heads

Gasket

O-ring silicone gasket

IP Ratings

Ingress protection rating of IP65 for dust and water

Top (Head)/Shape:

Flat Top/Round

Flat Top/Square

Dome Top/Round

Y-Hat Top/Round

Mushroom Top/Round

Green Technology

Mercury and UV free. RoHS-compliant components.

Finish

Formulated for high durability and long-lasting color

ELECTRICAL

Drivers

Constant Current, Class 1, Class P, 120-277V, 50/60 Hz

24W: 120V: 0.20A, 208V: 0.12A, 240V: 0.10A, 277V: 0.09A

19W: 120V: 0.16A, 208V: 0.10A, 240V: 0.08A, 277V: 0.07A

14W: 120V: 0.12A, 208V: 0.07A, 240V: 0.06A, 277V: 0.05A

Dimming Driver

Driver includes dimming control wiring for 0-10V dimming systems.

Requires separate 0-10V DC dimming circuit. Dims to off.

THD

B17: 4.9% at 120V, 9.3% at 277V

B17S: 5.2% at 120V, 8.9% at 277V

B17D: 5.3% at 120V, 9.2% at 277V

B17H: 4.0% at 120V, 8.4% at 277V

B17M: 4.1% at 120V, 8.7% at 277V

Power Factor

B17: 99.3% at 120V, 95.5% at 277V

B17S: 99.3% at 120V, 95.7% at 277V

B17D: 99.3% at 120V, 95.5% at 277V

B17H: 99.3% at 120V, 92.1% at 277V

B17M: 99.3% at 120V, 92.1% at 277V

ELECTRICAL

Emergency Light Loss Factor:

Round:

24W: 21.96%

19W: 28.51%

14W: 39.78%

Square:

24W: 21.90%

19W: 28.39%

14W: 39.71%

Photocell

Integrated photocell included with on/off switch

Surge Protection

4kV

OPTICS

IES Classifications

Type V - Produces a wide and uniform 360° pattern that is perfect for large outdoor areas such as parking lots and pathways.

BUG Rating:

B17 & B17D: B2-U3-G2

B17S/E: B1-U3-G1

B17H & B17M: B2-U0-G1

OTHER

Warranty

The RAB 5-year, limited warranty covers light output, driver performance and paint finish. RAB's warranty is subject to all terms and conditions found at rablighting.com/warranty.

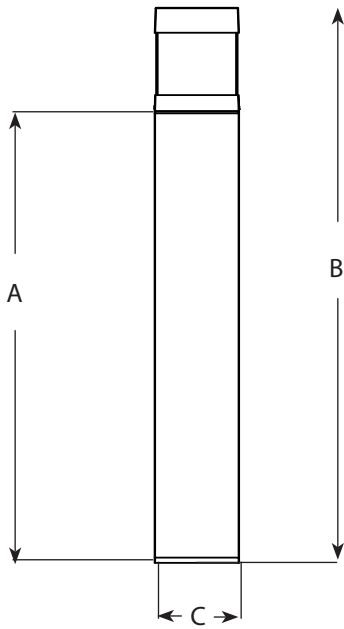
Lifespan

50,000-hour LED lifespan based on IES LM-80 results and TM-21 calculations

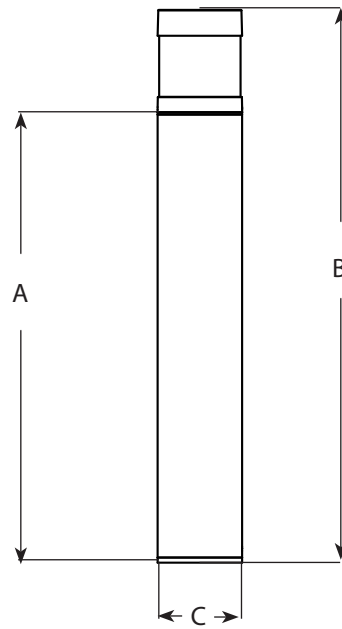
B17 Ultra-Economy, Field-Adjustable Bollards



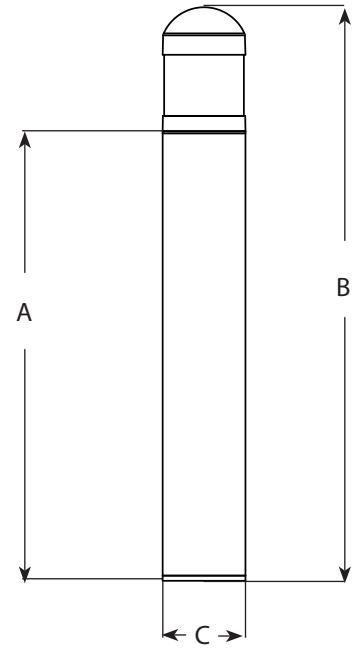
DIMENSIONS



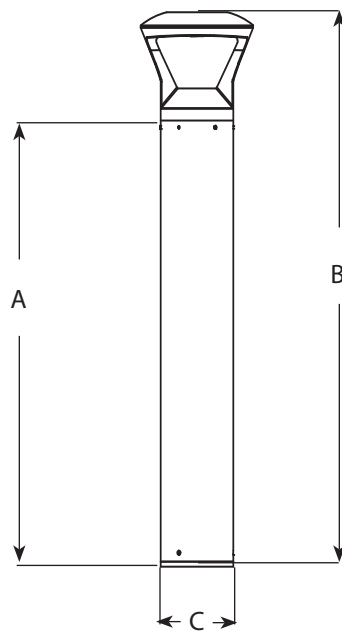
B17



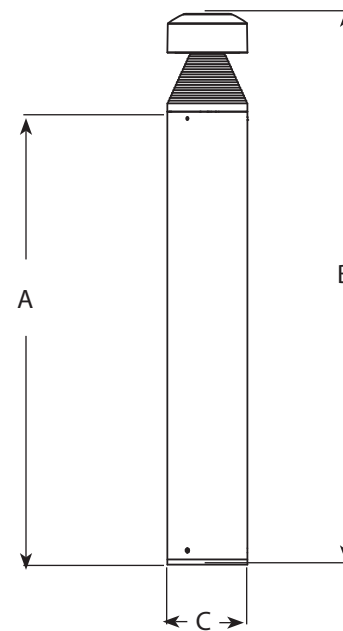
B17S



B17D



B17H



B17M

MODEL	A	B	C	Weight	Weight w/Battery backup
B17	33 5/8"	42"	6 1/4"	12.01 lbs	12.26 lbs
B17S	33 5/8"	42"	6 1/4"	16.93 lbs	17.20 lbs
B17D	33 5/8"	43 5/8"	6 1/4"	12.11 lbs	12.26 lbs
B17H	33 5/8"	42 3/8"	6 1/4"	11.95 lbs	11.97 lbs
B17M	33 5/8"	41 7/16"	6 1/4"	10.80 lbs	11.02 lbs

B17 Ultra-Economy, Field-Adjustable Bollards



ORDERING MATRIX

B17

Family	Shape	Wattage	Color Temperature	Top (Head)	Finish	Driver	Options
B17	BLANK S Round Square	BLANK 24/19/14W	BLANK 3000/4000/5000K CCT Adjustable	BLANK D H M Flat top (Round and Square) Dome (Round only) Y-Hat Top (Round only) Mushroom Top (Round only)	BLANK W B Bronze White Black	BLANK 120-277V, 0-10V Dimming	BLANK /E Integrated On/off photocell (Standard) Integrated On/Off photocell W/ Battery Backup