

BOA[®] Edge Field-Adjustable Linear Lighting




BOAE2



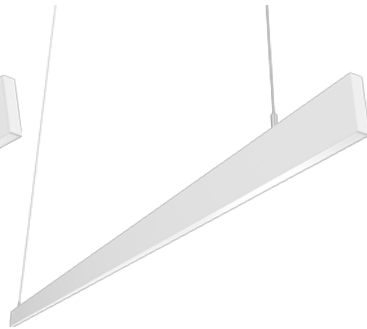
BOAE3



BOAE4



BOAE8



PROJECT: _____

DATE: _____

TYPE: _____

PREPARED BY: _____



KEY FEATURES

- Models available with selectable wattages and downlight or uplight distributions:
2 ft: 20/14/12/10/6W
3 ft: 30/21/18/15/9W
4 ft: 40/28/24/20/12W
8 ft: 80/56/48/40/24W
- Default power settings:
 Direct & recessed lighting: 100% power
 Indirect Light: Up/Down 30%/70% power
- Field-adjustable CCT: **3000/3500/4000K** (Default: 3500K)
- Voltage rating **120-277V**
- Ceiling, wall, and recessed **mount kits** sold separately
- PIR, MVS and Lightcloud Blue **sensors** sold separately
- Quick-link **connectors** available for easy, continuous runs without any tools
- All models are **90CRI**
- 5-year, limited warranty

Super slim, field-adjustable linear lighting



100,000 HOURS



0-10V



FIELD ADJUSTABLE



DAMP RATED



90 CRI

PERFORMANCE

Flat Lens-Downlight

BOAE2P	3000K	3500K	4000K	3000K	3500K	4000K	3000K	3500K	4000K	3000K	3500K	4000K	3000K	3500K	4000K
Wattage	20W			14W			12W			10W			6W		
Input Watts	20.3W	19.8W	20.2W	13.8W	13.5W	13.7W	12.1W	11.8W	12.0W	10.2W	9.9W	10.1W	5.8W	5.7W	5.8W
Lumens	2,580	2,628	2,647	1,740	1,773	1,785	1,515	1,543	1,554	1,246	1,269	1,278	648	660	665
Efficacy	127.1	132.7	131.0	126.1	131.3	130.3	125.2	130.8	129.5	122.2	128.2	126.5	111.7	115.8	114.7
CRI	93	95	94	94	95	94	93	95	94	94	95	94	94	95	94
Voltage Rating	120-277V														
BOAE3P	3000K	3500K	4000K	3000K	3500K	4000K	3000K	3500K	4000K	3000K	3500K	4000K	3000K	3500K	4000K
Wattage	30W			21W			18W			15W			9W		
Input Watts	30.2W	29.2W	30.1W	21.1W	20.4W	21.0W	18.7W	18.1W	18.6W	15.4W	14.9W	15.3W	10.0W	9.7W	10.0W
Lumens	3,947	4,031	4,057	2,815	2,875	2,893	2,501	2,554	2,570	2,048	2,091	2,105	1,280	1,307	1,316
Efficacy	130.7	138.0	134.8	133.4	140.9	137.8	133.7	141.1	138.2	133.0	140.3	137.6	128.0	134.7	131.6
CRI	93	95	94	93	95	94	93	95	94	94	95	94	94	95	94
Voltage Rating	120-277V														

BOA[®] Edge Field-Adjustable Linear Lighting



PERFORMANCE

BOAE4P	3000K	3500K	4000K	3000K	3500K	4000K	3000K	3500K	4000K	3000K	3500K	4000K	3000K	3500K	4000K
Wattage	40W			28W			24W			20W			12W		
Input Watts	39.2W	37.8W	39.1W	29.1W	28.1W	29.0W	24.0W	23.1W	23.9W	21.1W	20.3W	21.0W	12.6W	12.2W	12.6W
Lumens	5,117	5,226	5,265	3,906	3,989	4,019	3,257	3,326	3,351	2,861	2,922	2,944	1,657	1,692	1,705
Efficacy	130.5	138.3	134.7	134.2	142.0	138.6	135.7	144.0	140.2	135.6	143.9	140.2	131.5	138.7	135.3
CRI	94	95	94	94	95	94	94	95	94	94	95	94	94	95	94
Voltage Rating	120-277V														
BOAE8P	3000K	3500K	4000K	3000K	3500K	4000K	3000K	3500K	4000K	3000K	3500K	4000K	3000K	3500K	4000K
Wattage	80W			56W			48W			40W			24W		
Input Watts	79.8W	76.7W	79.6W	58.7W	56.4W	58.6W	50.2W	48.2W	50.1W	41.6W	40.0W	41.5W	24.6W	23.6W	24.5W
Lumens	10,753	10,962	10,922	8,184	8,343	8,312	7,069	7,206	7,180	5,886	6,000	5,978	3,410	3,476	3,464
Efficacy	134.7	142.9	137.2	139.4	147.9	141.8	140.8	149.5	143.3	141.5	150.0	144.0	138.6	147.3	141.4
CRI	94	95	94	94	95	94	94	95	94	94	95	94	94	95	94
Voltage Rating	120-277V														
Flat lens- Up/Downlight, 120-277V															
BOA2PU	3000K	3500K	4000K	3000K	3500K	4000K	3000K	3500K	4000K	3000K	3500K	4000K	3000K	3500K	4000K
Up/Down %	100%/0%			70%/30%			60%/40%			50%/50%			0%/100%		
Input Watts	19.8W	19.2W	19.8W	20.2W	19.6W	20.2W	20.3W	19.7W	20.3W	20.4W	19.8W	20.4W	20.3W	19.7W	20.3W
Lumens	2,656	2,739	2,700	2,676	2,759	2,721	2,685	2,769	2,730	2,699	2,783	2,744	2,676	2,759	2,720
Efficacy	134.1	142.7	136.4	132.5	140.8	134.7	132.3	140.6	134.5	132.3	140.6	134.5	131.8	140.1	134.0
CRI	94	94	93	94	94	93	94	94	93	93	94	93	93	94	93
Voltage Rating	120-277V														
BOA3PU	3000K	3500K	4000K	3000K	3500K	4000K	3000K	3500K	4000K	3000K	3500K	4000K	3000K	3500K	4000K
Up/Down %	100%/0%			70%/30%			60%/40%			50%/50%			0%/100%		
Input Watts	29.7W	28.8W	29.8W	30.2W	29.3W	30.3W	30.2W	29.3W	30.3W	30.2W	29.3W	30.3W	29.8W	28.9W	29.9W
Lumens	3,916	4,041	4,015	3,997	4,125	4,099	4,025	4,154	4,127	4,047	4,177	4,150	4,083	4,214	4,187
Efficacy	131.9	140.3	134.7	132.4	140.8	135.3	133.3	141.8	136.2	134.0	142.6	137.0	137.0	145.8	140.0
CRI	94	95	94	94	95	94	94	95	94	94	95	94	94	95	94
Voltage Rating	120-277V														
BOA4PU	3000K	3500K	4000K	3000K	3500K	4000K	3000K	3500K	4000K	3000K	3500K	4000K	3000K	3500K	4000K
Up/Down %	100%/0%			70%/30%			60%/40%			50%/50%			0%/100%		
Input Watts	39.9W	38.5W	39.9W	40.8W	39.4W	40.8W	40.7W	39.3W	40.7W	40.6W	39.2W	40.6W	39.8W	38.4W	39.8W
Lumens	5,139	5,260	5,285	5,283	5,408	5,433	5,351	5,478	5,503	5,419	5,547	5,573	5,505	5,635	5,661
Efficacy	128.8	136.6	132.5	129.5	137.3	133.2	131.5	139.4	135.2	133.5	141.5	137.3	138.3	146.7	142.2
CRI	94	95	94	94	95	94	94	95	94	94	95	94	94	95	94
Voltage Rating	120-277V														
BOA8PU	3000K	3500K	4000K	3000K	3500K	4000K	3000K	3500K	4000K	3000K	3500K	4000K	3000K	3500K	4000K
Up/Down %	100%/0%			70%/30%			60%/40%			50%/50%			0%/100%		
Input Watts	78.9W	76.4W	79.0W	78.4W	75.9W	78.5W	78.3W	75.8W	78.4W	78.2W	75.7W	78.3W	77.4W	74.9W	77.5W
Lumens	10,106	10,318	10,273	10,028	10,238	10,193	10,032	10,243	10,198	10,055	10,266	10,221	9,560	9,761	97,18
Efficacy	128.1	135.1	130.0	127.9	134.9	129.8	128.1	135.1	130.1	128.6	135.6	130.5	123.5	130.3	125.4
CRI	94	95	94	94	95	94	94	95	94	94	95	94	94	95	94
Voltage Rating	120-277V														

TECHNICAL SPECIFICATIONS

COMPLIANCE

UL Listed

Suitable for damp locations.

IESNA LM-79 & LM-80 Testing

RAB LED luminaires and LED components have been tested by an independent laboratory in accordance with IESNA LM-79 and LM-80

DLC Listed (Pending)

This product family is listed with the DesignLights Consortium (DLC). Individual SKUs within this family may carry either a DLC Standard or DLC Premium qualification. Please refer to the individual product specification sheet or the DLC Qualified Products List (QPL) at designlights.org to confirm the qualification status of a specific SKU prior to specification or purchase.

CONSTRUCTION

Cold Weather Starting

The minimum starting temperature is -4°F (-20°C)

Maximum Ambient Temperature

Suitable for use in up to 104°F (40°C)

Mounting

Pendant mount standard which includes 94" of aircraft cable with cable grippers for easy adjustment after installation. Ceiling, wall, and recessed mounting kits sold separately.

Housing

Sheet metal and extruded aluminum

Lens

Polycarbonate frosted flat lens

Reflector

Polyethylene Terephthalate (PET)

IP Rating

Ingress protection rating of IP20 for dust and water

Finish

Formulated for high durability and long-lasting color

Green Technology

Mercury and UV free. RoHs-compliant components.

LED CHARACTERISTICS

LEDs

Long-life, high-efficacy, discrete, surface-mount LEDs

Color Uniformity

RAB's range of Correlated Color Temperature follows the guidelines of the American National Standard for Specifications for the Chromaticity of Solid State Lighting (SSL) Products, ANSI C78.377-2017.

ELECTRICAL

Dimming Driver

Driver includes dimming control wiring for 0-10V dimming systems. Requires separate 0-10V DC dimming circuit. Dims down to 10%.

Note: Lightcloud Blue models do not require a 0-10V dimming circuit.

THD:

BOAE2P: 3.3% at 120V, 6.8% at 277V

BOAE3P: 4.2% at 120V, 10.3% at 277V

BOAE4P: 4.7% at 120V, 7.2% at 277V

BOAE8P: 4.6% at 120V, 7.4% at 277V

BOAE2PU: 2.9% at 120V, 6.9% at 277V

BOAE3PU: 3.3% at 120V, 9.6% at 277V

BOAE4PU: 4.1% at 120V, 7.5% at 277V

BOAE8PU: 3.0% at 120V, 6.7% at 277V

ELECTRICAL

Power Factor:

BOAE2P: 99.7% at 120V, 93.9% at 277V

BOAE3P: 99.4% at 120V, 90.4% at 277V

BOAE4P: 99.6% at 120V, 93.5% at 277V

BOAE8P: 99.6% at 120V, 93.6% at 277V

BOAE2PU: 99.6% at 120V, 92.5% at 277V

BOAE3PU: 99.5% at 120V, 90.9% at 277V

BOAE4PU: 99.6% at 120V, 94.1% at 277V

BOAE8PU: 99.6% at 120V, 93.9% at 277V

Surge Protection

1 kV L-L 2kV L/N-G

Drivers:

Constant Current, Class 2, 120-277V, 50/60 Hz,

MODEL (Downlight)	120V (A)	208V (A)	240V (A)	277V (A)
BOAE2P @ 20W	0.17	0.10	0.09	0.08
BOAE2P @ 14W	0.12	0.07	0.06	0.06
BOAE2P @ 12W	0.10	0.06	0.06	0.05
BOAE2P @ 10W	0.09	0.05	0.05	0.04
BOAE2P @ 6W	0.08	0.06	0.05	0.05
BOAE3P @ 30W	0.25	0.15	0.13	0.12
BOAE3P @ 21W	0.18	0.11	0.10	0.09
BOAE3P @ 18W	0.15	0.09	0.09	0.08
BOAE3P @ 15W	0.13	0.08	0.07	0.07
BOAE3P @ 9W	0.08	0.05	0.05	0.05
BOAE4P @ 40W	0.33	0.20	0.18	0.15
BOAE4P @ 28W	0.24	0.14	0.13	0.11
BOAE4P @ 24W	0.20	0.12	0.11	0.10
BOAE4P @ 20W	0.17	0.10	0.09	0.09
BOAE4P @ 12W	0.10	0.07	0.06	0.06
BOAE8P @ 80W	0.66	0.40	0.35	0.31
BOAE8P @ 56W	0.47	0.28	0.25	0.22
BOAE8P @ 48W	0.40	0.24	0.22	0.20
BOAE8P @ 40W	0.34	0.21	0.19	0.17
BOAE8P @ 24W	0.21	0.13	0.13	0.12
MODEL (Up/Downlight)	120V (A)	208V (A)	240V (A)	277V (A)
BOAE2PU @ 20W	0.17	0.10	0.09	0.08
BOAE3PU @ 30W	0.25	0.15	0.13	0.12
BOAE4PU @ 40W	0.33	0.20	0.18	0.15
BOAE8PU @ 80W	0.66	0.40	0.35	0.31

FACTORY SETTINGS

Downlight Models: 3500K, 100% power

Up/downlight Models: 3500K, Up/Down 30%/70% power

TECHNICAL SPECIFICATIONS

OTHER

Warranty

The RAB 5-year, limited warranty covers light output, driver performance and paint finish. RAB's warranty is subject to all terms and conditions found at rablighting.com/warranty.

Lifespan

100,000-hours LED Lifespan based on IES LM-80 results and TM-21 calculations

DIMENSIONS

BOA EDGE






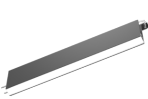











MODEL	A	B	C	D	Weight (Downlight)	Weight (Up/Downlight)
BOAE2	11 3/8"	3 1/8"	23 7/8"	3/4"	1.65 lbs	1.87 lbs
BOAE3	23 3/16"	3 1/8"	35 11/16"	3/4"	2.31 lbs	2.54 lbs
BOAE4	35"	3 1/8"	47 1/2"	3/4"	3.09 lbs	3.31 lbs
BOAE8	82 1/4"	3 1/8"	94 3/4"	3/4"	6.39 lbs	6.61 lbs

ACCESSORIES (CONTINUED)

IMAGE	CATALOG#	UPC	DESCRIPTION
	BOAE-RMK2	192552055390	RECESSED MOUNT KIT 2FT BOAE WHITE
	BOAE-RMK3	192552055406	RECESSED MOUNT KIT 3FT BOAE WHITE
	BOAE-RMK4	192552055413	RECESSED MOUNT KIT 4FT BOAE WHITE
	BOAE-RMK8	192552055420	RECESSED MOUNT KIT 8FT BOAE WHITE
	BOAE-RT	192552055475	BOAE 82FT ROLLING TYPE FOR PENDANT AND RECESSED MOUNT
	BOAE-SM	192552055482	BOAE CELLING & WALL MOUNT KIT
	BOAE-TG	192552055499	BOAE 9/16" T-GRID CLIP 2PCS/SET

ACCESSORIES (CONTINUED)

IMAGE	CATALOG#	UPC	DESCRIPTION
	BOAE-L	192552055505	L CONNECTOR MODULE DOWN LIGHT BOAE WHITE
	BOAE-L/B	192552055512	L CONNECTOR MODULE DOWN LIGHT BOAE BLACK
	BOAE-L/S	192552055529	L CONNECTOR MODULE DOWN LIGHT BOAE SILVER
	BOAE-S	192552055536	1FT CONNECTOR MODULE DOWN LIGHT BOAE WHITE
	BOAE-S/B	192552055543	1FT CONNECTOR MODULE DOWN LIGHT BOAE BLACK
	BOAE-S/S	192552055550	1FT CONNECTOR MODULE DOWN LIGHT BOAE SILVER
	BOAE-T	192552055567	T CONNECTOR MODULE DOWN LIGHT BOAE WHITE
	BOAE-T/B	192552055574	T CONNECTOR MODULE DOWN LIGHT BOAE BLACK
	BOAE-T/S	192552055581	T CONNECTOR MODULE DOWN LIGHT BOAE SILVER
	BOAE-V	192552055598	V CONNECTOR MODULE DOWN LIGHT BOAE WHITE
	BOAE-V/B	192552055604	V CONNECTOR MODULE DOWN LIGHT BOAE BLACK
	BOAE-V/S	192552055611	V CONNECTOR MODULE DOWN LIGHT BOAE SILVER
	BOAE-X	192552055628	X CONNECTOR MODULE DOWN LIGHT BOAE WHITE
	BOAE-X/B	192552055635	X CONNECTOR MODULE DOWN LIGHT BOAE BLACK
	BOAE-X/S	192552055642	X CONNECTOR MODULE DOWN LIGHT BOAE SILVER

ACCESSORIES (CONTINUED)

IMAGE	CATALOG#	UPC	DESCRIPTION
	BOAE-Y	192552055659	Y CONNECTOR MODULE DOWN LIGHT BOAE WHITE
	BOAE-Y/B	192552055666	Y CONNECTOR MODULE DOWN LIGHT BOAE BLACK
	BOAE-Y/S	192552055673	Y CONNECTOR MODULE DOWN LIGHT BOA SILVER
	BOAE-PIR	192552055680	PIR SENSOR MODULE BOAE WHITE
	BOAE-PIR/B	192552055697	PIR SENSOR MODULE BOAE BLACK
	BOAE-PIR/S	192552055703	PIR SENSOR MODULE BOAE SILVER
	BOAE-LCBS	192552055710	LCB PIR SENSOR MODULE BOAE WHITE
	BOAE-LCBS/B	192552055727	LCB PIR SENSOR MODULE BOAE BLACK
	BOAE-LCBS/S	192552055734	LCB PIR SENSOR MODULE BOAE SILVER
	BOAE-LCBS/MVS	192552055741	LCB MVS SENSOR MODULE BOAE WHITE
	BOAE-LCBS/MVS/B	192552055758	LCB MVS SENSOR MODULE BOAE BLACK
	BOAE-LCBS/MVS/S	192552055765	LCB MVS SENSOR MODULE BOAE SILVER
	BOAE-MVS	192552055772	MVS SENSOR MODULE BOAE WHITE
	BOAE-MVS/B	192552055789	MVS SENSOR MODULE BOAE BLACK
	BOAE-MVS/S	192552055796	MVS SENSOR MODULE BOAE SILVER

ORDERING MATRIX

BOA Edge Field-Adjustable Linear Lighting

Family	Size/Wattages	Mount	Lens	Light Output	Color Temp	Finish	Driver
BOAE		P					
	2 2 ft (20/14/12/10/6W)	P Pendant	BLANK Flat	BLANK Downlight	BLANK 3000/3500/4000K CCT Adjustable	W White S Silver B Black	BLANK 120-277V 0-10V dimming
	3 3 ft (30/21/18/15/9W)						
	4 4 ft (40/28/24/20/12W)						
	8 8 ft (80/56/48/40/24W)						

Family	Size/Wattages	Mount	Lens	Light Output	Color Temp	Finish	Driver
BOAE		P		U			
	2 2 ft (20W)	P Pendant	BLANK Flat	U Uplight/Downlight	BLANK 3000/3500/4000K CCT Adjustable	W White S Silver B Black	BLANK 120-277V 0-10V dimming
	3 3 ft (30W)						
	4 4 ft (40W)						
	8 8 ft (80W)						

5 Presets:
 Down/Up
 100% / 0% (Downlight only)
 70% / 30%
 60% / 40%
 50% / 50%
 0% / 100% (Uplight only)