

# RAB

Contemporary design,  
economical price.

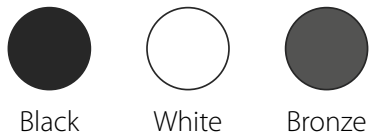
CD34—Wall, surface, and  
pendant-mount cylinders.



## Surface and Pendant\* Mount



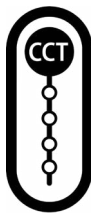
4" and 6"



Black

White

Bronze



Clear Lens



Frosted Lens



90 CRI



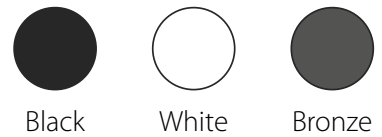
0-10V



## Wall Mount



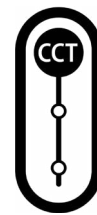
3", 4", and 6"



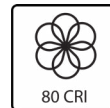
Black

White

Bronze



Clear Lens



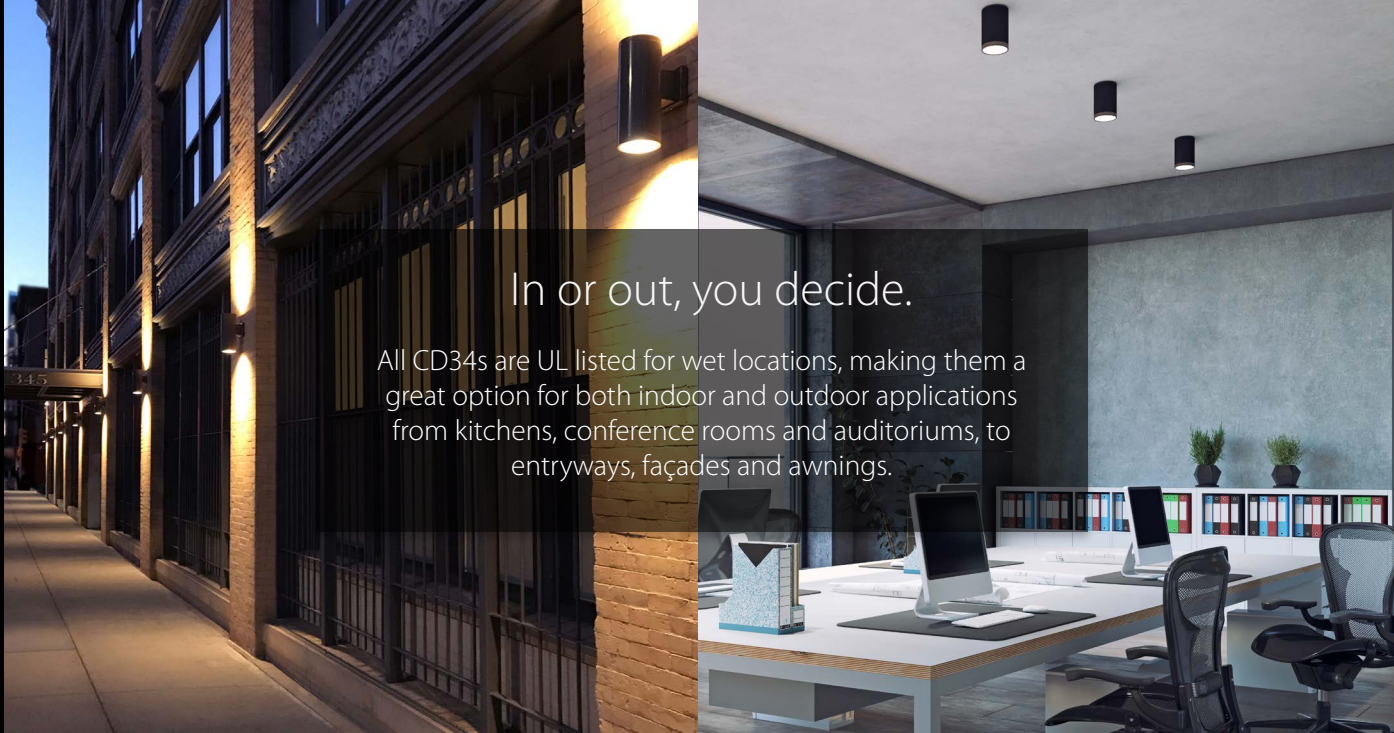
80 CRI



SELECTABLE  
PHOTOCELL

Not  
Dimmable





In or out, you decide.

All CD34s are UL listed for wet locations, making them a great option for both indoor and outdoor applications from kitchens, conference rooms and auditoriums, to entryways, façades and awnings.



CAN BE USED TO COMPLY WITH  
2019  
TITLE 24  
PART 6  
HIGH EFFICACY LED LIGHT  
SOURCE REQUIREMENTS  
JAB compliant.



Available in Energy Star models.



100,000-Hour LED Lifespan



5-YEAR, LIMITED WARRANTY

RAB's warranty is subject to all terms and conditions found at [rablighting.com/warranty](http://rablighting.com/warranty)

## Accessories

Convert your surface mount cylinders to pendant mounts with these accessory kits, which include four connectable 12" stems. This entire family works with our battery backup driver, which provides power for a minimum of 90 minutes in the event of a power failure.



Pendant Mount Stems

Available in black, white and bronze



Battery Backup

## Ordering Matrix

### Wall Mount

Product Family	Size	Mounting	Wattage Distribution	Optic	Color Temp	CRI	Finish	Voltage	Lens		
CD34FA		W				8			C		
	3 3"	W	Wall	10 5W up/5W down (3" only)	50 50° beam†	Blank	5000/4000/3000K Field Adjustable	8 80CRI	W White K Black Z Bronze	Blank 120-277V	C Clear
	4 4"			20 10W up/10W down (4" only)	70 70° beam†						
	6 6"			36 18W up/18W down (6" only)							

### Surface/Pendant\* Mount

Product Family	Size	Mounting	Wattage	Optic	Color Temp	CRI	Finish	Voltage	Lens		
CD34FA		SP				9					
	4 4"	SP	Surface/Pendant*	20 20W (4" only)	50 50° beam†	Blank	5000/4000/3500/3000/2700K Field Adjustable	9 90CRI	W White K Black Z Bronze	Blank 120-277V	C Clear F Frosted
	6 6"			30 30W (6" only)	70 70° beam†						

\*Pendant accessory must be purchased for pendant mounts (CD34STEM-K, CD34STEM-W, CD34STEM-Z).  
†3" and 4" models only available in 50° and 6" models only available in 70°.