

PROJECT: _____

DATE: _____

TYPE: _____


PREPARED BY: _____



KEY FEATURES

- High-performance LEDs for commercial application
- Replacement for traditional compact fluorescent recessed downlights
- Retrofit and new construction applications
- UL wet and Energystar rated
- Meets air-tight requirements
- Matte white smooth trim finish
- Available in 3 color temperatures: 3000K, 3500K, 4000K
- 0-10V dimmable
- Spring-loaded retention clips
- 25-inch flexible conduit
- 5-Year, No-Compromise warranty

Performance downlights for new construction or retrofit in commercial applications



TECHNICAL SPECIFICATIONS

CONSTRUCTION

Housing Material

Cast aluminum flange and heat sink
Plastic driver housing

Housing Finish

Matte White

Trim Style

Smooth

Lens

Precision-engineered polystyrene diffuser provides high uniformity and reduced glare. No visible diodes, hot-spots or shadows

Beam Angle

90° beam angle

Mounting

Adjustable, spring-loaded retention tabs ensure secure fixture retention on ceilings up to 1 1/2" thick

Gaskets

Gasket included can achieve restrictive airflow and wet location without any additional gasket or caulk

Finish

Formulated for high durability and long-lasting color

COMPLIANCE

Safety Listing

UL Listed, UL Classified

Environment/Fixture Rating

Wet Location

Air Tight

Airtight per ASTM-E283-04

IC Rating

Yes

(Note: 8" 33W and 82W are not IC Rated)

T24 JA8 Compliant

Only 90CRI models

Lawful for Sale in California

Only 90CRI models

FCC

Complies with Part 15 of the FCC Rules.

RoHS

Mercury and UV free. RoHS-compliant components.

PERFORMANCE

Lifespan

50,000-hour LED lifespan based on IES LM-80 results and TM-21 calculations

TECHNICAL SPECIFICATIONS (CONTINUED)

ELECTRICAL

THD

<20%

Power Factor

≥0.9

Input Voltage

120-277V

Operating Frequency

50/60Hz

Operating Temperature

-30°C to 40°C

Note

All values are typical (tolerance +/- 10%)

OTHER

Warranty

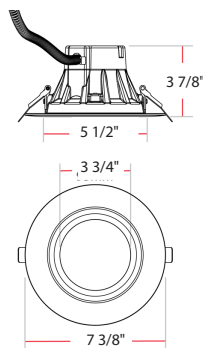
RAB warrants that our LED products will be free from defects in materials and workmanship for a period of five (5) years from the date of delivery to the end user, including coverage of light output, color stability, driver performance and fixture finish.

RAB warranty is subject to all terms and conditions found at: rablighting.com

DIMENSIONS

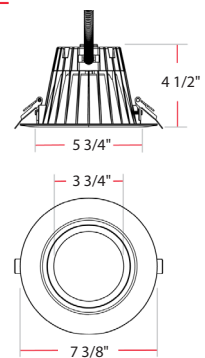
6" 12W

Weight: 1.04 lbs



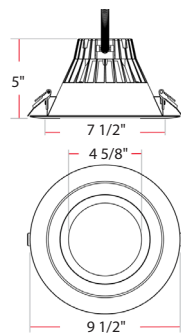
6" 18W

Weight: 1.52 lbs



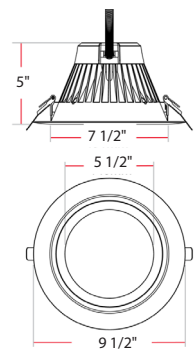
8" 24W

Weight: 1.88 lbs



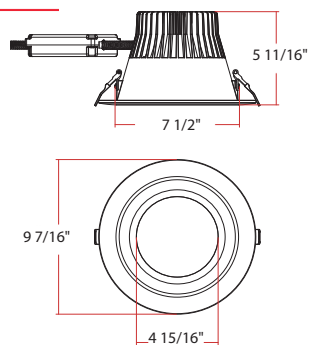
8" 33W

Weight: 2.39 lbs



8" 82W

Weight: 4.1 lbs



Commercial Downlights



PERFORMANCE

Commercial Downlights 80CRI

C6R 12W 6IN ROUND 1000 LM	4000K	3500K	3000K
LUMENS	1,143	1,069	1,064
INPUT WATTS	12	12	12
LM/W	87.5	87.5	87.5
CRI	80	80	80
EQUIVALENCY	18W CFL	18W CFL	18W CFL

C6R 18W 6IN ROUND 1000 LM	4000K	3500K	3000K
LUMENS	1,855	1,719	1,713
INPUT WATTS	18	18	18
LM/W	94.4	94.4	94.4
CRI	80	80	80
EQUIVALENCY	32W CFL	32W CFL	32W CFL

C8R 24W 6IN ROUND 2400 LM	4000K	3500K	3000K
LUMENS	2,511	2,348	2,337
INPUT WATTS	24	24	24
LM/W	95.8	95.8	95.8
CRI	80	80	80
EQUIVALENCY	2X26W CFL	2X26W CFL	2X26W CFL

C8R 33W 6IN ROUND 3500 LM	4000K	3500K	3000K
LUMENS	3,675	3,524	3,530
INPUT WATTS	33	33	33
LM/W	106.1	106.1	106.1
CRI	80	80	80
EQUIVALENCY	2X42W CFL	2X42W CFL	2X42W CFL

C8R HO 82W 8" ROUND 8000 LM	5000K	4000K	3500K	3000K
LUMENS	8,100	8,100	8,000	8,000
INPUT WATTS	82	82	82	82
LM/W	95	95	95	95
CRI	80	80	80	80
EQUIVALENCY	200W/250W METAL HALIDE			

Commercial Downlights 90CRI

C6R 12W 6IN ROUND 900 LM	4000K	3500K	3000K
LUMENS	1,015	923	934
INPUT WATTS	12	12	12
LM/W	87.5	87.5	87.5
CRI	90	90	90
EQUIVALENCY	18W CFL	18W CFL	18W CFL

C6R 18W 6IN ROUND 1500 LM	4000K	3500K	3000K
LUMENS	1,631	1,543	1,510
INPUT WATTS	18	18	18
LM/W	94.4	94.4	94.4
CRI	90	90	90
EQUIVALENCY	32W CFL	32W CFL	32W CFL


C8R 24W 6IN ROUND 2000 LM	4000K	3500K	3000K
LUMENS	2,079	2,015	2,026
INPUT WATTS	24	24	24
LM/W	95.8	95.8	95.8
CRI	90	90	90
EQUIVALENCY	2X26W CFL	2X26W CFL	2X26W CFL

C8R 33W 6IN ROUND 3000 LM	4000K	3500K	3000K
LUMENS	3,307	3,017	3,035
INPUT WATTS	33	33	33
LM/W	106.1	106.1	106.1
CRI	90	90	90
EQUIVALENCY	2X42W CFL	2X42W CFL	2X42W CFL

Commercial Downlights

ACCESSORIES

Mounting Frames (Rough Ins)




6" Round

8" Round

Catalog Number	UPC	Description	Packaging
DLFRAME/C6R	192552000697	Commercial DL Frame 6"	1
DLFRAME/C8R	192552000703	Commercial DL Frame 8"	1

Trims 6":



6" Round
Brushed Nickel

6" Round
Bronze

6" Round
Black

Catalog Number	UPC	Description	Packaging
DLTRIM/R6RS-BN	192552000925	6" Round Trim, Smooth, Brushed Nickel	1
DLTRIM/R6RS-BR	192552000932	6" Round Trim, Smooth, Bronze	1
DLTRIM/R6RS-B	192552000949	6" Round Trim, Smooth, Black	1

Trims 8":



8" Round, 24W
Brushed Nickel

8" Round, 24W
Bronze

8" Round, 24W
Black

8" Round, 33W
Brushed Nickel

8" Round, 33W
Bronze

8" Round, 33W
Black


Catalog Number	UPC	Description	Packaging
DLTRIM/C8R24S-BN	192552001014	8" Round Trim, 24W, Smooth, Brushed Nickel	1
DLTRIM/C8R24S-BR	192552001021	8" Round Trim, 24W, Smooth, Bronze	1
DLTRIM/C8R24S-B	192552001038	8" Round Trim, 24W, Smooth, Black	1
DLTRIM/C8R33S-BN	192550001045	8" Round Trim, 33W, Smooth, Brushed Nickel	1
DLTRIM/C8R33S-BR	192552001052	8" Round Trim, 33W, Smooth, Bronze	1
DLTRIM/C8R33S-B	192552001069	8" Round Trim, 33W, Smooth, Bronze	1

Goof Rings



Catalog Number	UPC	Description
DL6-8GOOF/R/P	019813512242	DL GOOF RING EXTENDER KITS 6"-8" PLASTIC
DL8-10GOOF/R/P	019813512259	DL GOOF RING EXTENDER KITS 8"-10" PLASTIC
DL8-12GOOF/R/P	019813512266	DL GOOF RING EXTENDER KITS 8"-12" PLASTIC

Mounting Plates

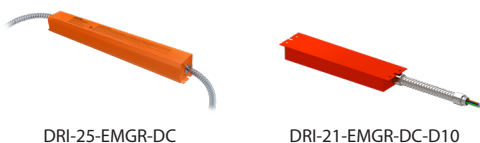


DLPLATE/WFR4/NB/CL

DLPLATE/WFR6/NB/CL

Catalog Number	UPC	Description
DLPLATE/WFR4/NB/CL	0192552036993	MOUNTING PLATE FOR WAFER 4" W/ DRYWALL COLLAR & EXTENSION BAR
DLPLATE/WFR6/NB/CL	0192552037006	MOUNTING PLATE FOR WAFER 6" W/ DRYWALL COLLAR & EXTENSION BAR

Emergency Drivers



DRI-25-EMGR-DC

DRI-21-EMGR-DC-D10

Catalog Number	UPC	Description
DRI-25-EMGR-DC	019813519180	EM DRIVER 100-277V 8WINPUT OUTPUT 25W 170VDC
DRI-21-EMGR-DC-D10	0192552028264	EM DRIVER 100-277V 21W-300W 0-10V DIM

Commercial Downlights

ORDERING MATRIX

Commercial Downlights

Family	Size-Shape	Wattage	CRI - Color Temperature	Voltage Rating	Fixture Finish
C				UNV	W
	6R = 6" Round 8R = 8" Round	for 6" Round 12 = 12W 18 = 18W For 8" Round 24 = 24W 33 = 33W 82* = 82W	830 = 80 CRI @ 3000K 835 = 80 CRI @ 3500K 840 = 80 CRI @ 4000K * 850 = 80 CRI @ 5000K 930 = 90 CRI @ 3000K 935 = 90 CRI @ 3500K 940 = 90 CRI @ 4000K * Only for 8" Round 80 CRI 82W	UNV = 120-277V	W = White