

Downlight Accessory Compatibility Guide


RAB®

Downlight Accessory Compatibility Guide

Color Trim Ring

PAGE


3



Goof Ring

PAGE


6



Mounting Accessories

PAGE


8



High Voltage Emergency Driver

PAGE

16



Color Trim Rings



| Product Image | Trim Ring Catalog No. | Product Group | Compatible Downlight Catalog No. | |
|-------------------|---|--|---|------------------|
| | WFRL-TRIM-3R-BS WFRL-TRIM-3R-BRS WFRL-TRIM-3R-BNS | 3" CCT Field-Adjustable Edge-Lit Wafer | WFRL3R69CCT120WS | |
| | WFRL-TRIM-4R-BS WFRL-TRIM-4R-BRS WFRL-TRIM-4R-BNS | 4" Edge-Lit Wafer | WFRL4R99XX120WS | |
| | | 4" CCT Field-Adjustable Edge-Lit Wafer | WFRL4R10.59FA120WS | |
| | | | WFRL4R99FA120WBS | |
| | WFRL-TRIM-6R-BS WFRL-TRIM-6R-BRS WFRL-TRIM-6R-BNS | DAISY Wafer | WFRL4R99FA120WS | |
| | | 6" Edge-Lit Wafer | DAISY4 | |
| | | | DAISYKIT4 | |
| | | | 6" CCT Field-Adjustable Edge-Lit Wafer | WFRL6R139XX120WS |
| | | | | WFRL6R139FADWS |
| | | DAISY Wafer | WFRL6R149FA120WS | |
| WFRL6R139FA120WBS | | | | |
| WFRL6R139FA120WS | DAISY6 | | | |
| | DAISYKIT6 | | | |
| | PUCKFA-TRIM-4R-BS PUCKFA-TRIM-4R-BRS PUCKFA-TRIM-4R-BNS | 4" PUCK Slim Surface Mount Wafer | PUCKFA-4R-7.5-9CCT-120-WS | |
| | DLTRIM/WFRL4S-BS DLTRIM/WFRL4S-BNS DLTRIM/WFRL4S-BRS | 4" Square CCT Field-Adjustable Edge-Lit Wafer | WFRL4S99FA120WX | |
| | DLTRIM/WFRL4S-BB DLTRIM/WFRL4S-BNB DLTRIM/WFRL4S-BRB | | | |
| | DLTRIM/WFRL6S-BS DLTRIM/WFRL6S-BNS DLTRIM/WFRL6S-BRS | 6" Square CCT Field-Adjustable Edge-Lit Wafer | WFRL6S139FA120WX | |
| | DLTRIM/WFRL6S-BB DLTRIM/WFRL6S-BNB DLTRIM/WFRL6S-BRB | | | |

Visit www.rablighting.com for periodic updates to this list or contact us at 888-722-1000 for questions or comments.

Color Trim Rings



| Product Image | Trim Ring Catalog No. | Product Group | Compatible Downlight Catalog No. | | | |
|--|--|--|----------------------------------|--|--|--|
| | DLTRIM/R4RS-BN DLTRIM/R4RS-BRZ DLTRIM/R4RS-B | 4" Smooth Recessed Retrofit | R4R88XX120WS R4R89XX120WS | | | |
| | | 4" RET34 Recessed Retrofit | RET34-4R68XX120WS | | | |
| | DLTRIM/R4RB-BN DLTRIM/R4RB-BRZ DLTRIM/R4RB-B | 4" Baffle Recessed Retrofit | R4R88XX120WB R4R89XX120WB | | | |
| | | | | DLTRIM/R4RB-B-L DLTRIM/R4RB-BN-L DLTRIM/R4RB-BRZ-L | 4" Baffle CCT-Adjustable Recessed Retrofit & Retrofit Gimbal | R4R89FA120WB |
| | DLTRIM/R4RS-BN DLTRIM/R4RS-BRZ DLTRIM/R4RS-B | 4" Smooth CCT-Adjustable Recessed Retrofit & Retrofit Gimbal | | | R4R89FA120WS | |
| | | | | DLTRIM/R6RS-BN DLTRIM/R6RS-BRZ DLTRIM/R6RS-B | 6" Smooth Recessed Retrofit | R6R88XX120WS R6R118XX120WS R6R148XX120WS R6R89XX120WS R6R119XX120WS R6R149XX120WS |
| 6" Smooth CCT-Adjustable Recessed Retrofit & Gimbal Retrofit | R6R89FA120WS R6R119FA120WS | | | | | |
| | 6" CRLED | C6R128XXUNVW C6R188XXUNVW C6R129XXUNVW C6R189XXUNVW | | | | |
| 6" Field-Adjustable CRLED | | C6R9/129FAUNVW C6R14/189FAUNVW | | | | |
| | | 6" CCT Field-Adjustable CRLED | | | | C6R119FAUNVW C6R189FAUNVW C6R229FAUNVW |
| 6" RET34 Recessed Retrofit | RET34-6R78XX120WS | | | | | |
| | DLTRIM/R6RB-BN DLTRIM/R6RB-BRZ DLTRIM/R6RB-B | | | | 6" Baffle Recessed Retrofit | R6R88XX120WB R6R118XX120WB R6R148XX120WB R6R89XX120WB R6R119XX120WB R6R149XX120WB |
| | | 6" CCT-Adjustable Recessed Retrofit & Gimbal Retrofit | | | | R6R89FA120WB R6R119FA120WB R6R149FA120WS R6R149FA120WB |

Visit www.rablighting.com for periodic updates to this list or contact us at 888-722-1000 for questions or comments.

Color Trim Rings







| Product Image | Trim Ring Catalog No. | Product Group | Compatible Downlight Catalog No. | | | |
|--|--|---|--|---|---|----------------------------|
| | DLTRIM/C8R24S-BN DLTRIM/C8R24S-BRZ DLTRIM/C8R24S-B | 8" CRLED | C8R248XXUNVW C8R249XXUNVW | | | |
| | | 8" CCT Field-Adjustable CRLED | C8R229FAUNVW | | | |
| | DLTRIM/C8R33S-BN DLTRIM/C8R33S-BRZ DLTRIM/C8R33S-B | 8" CRLED | C8R338XXUNVW C8R339XXUNVW | | | |
| | | 8" CCT Field-Adjustable CRLED | C8R339FAUNVW C8R559FAUNVW | | | |
| | | DLTRIM/CRLEDFA4R-BNS DLTRIM/CRLEDFA4R-BS DLTRIM/CRLEDFA4R-BRS | 4" Field-Adjustable Commercial Downlight | CRLEDFA-4R-12S-9CCT-UNV-WS | | |
| | | DLTRIM/CRLEDFA6R-BNS DLTRIM/CRLEDFA6R-BS DLTRIM/CRLEDFA6R-BRS | 6" Field-Adjustable Commercial Downlight | CRLEDFA-6R-16S-9CCT-UNV-WS CRLEDFA-6R-24S-9CCT-UNV-WS | | |
| DLTRIM/CRLEDFA8R-BNS DLTRIM/CRLEDFA8R-BS DLTRIM/CRLEDFA8R-BRS | | | | 8" Field-Adjustable Commercial Downlight | CRLEDFA-8R-22S-9CCT-UNV-WS CRLEDFA-8R-33S-9CCT-UNV-WS | |
| DLTRIM/CRLEDFA10R-BNS DLTRIM/CRLEDFA10R-BS DLTRIM/CRLEDFA10R-BRS | | 10" Field-Adjustable Commercial Downlight | CRLEDFA-10R-43S-9CCT-UNV-WS | | | |
| | SM-TRIM-5.5R-BS SM-TRIM-5.5R-BNS SM-TRIM-5.5R-BRS | 5.5" Field Adjustable SUMO | SUMOFA-5R-10-9CCT-120-W SUMOFA-5R-12-9CCT-120-W | | | |
| | SM-TRIM-7R-BS SM-TRIM-7R-BNS SM-TRIM-7R-BRS | | 7" Field-Adjustable SUMO | SUMOFA-7R-13-9CCT-120-W SUMOFA-7R-14-9CCT-120-W SUMOFA-7R-12-95CCT-UNVT-W SUMOFA-7R-12-95CCT-UNV-W | | |
| | | SM-TRIM-9R-BS SM-TRIM-9R-BNS SM-TRIM-9R-BRS | | 9" Field-Adjustable SUMO | SUMOFA-9R-18-9CCT-120-W SUMOFA-9R-22-9CCT-120-W SUMOFA-9R-16-95CCT-UNVT-W SUMOFA-9R-16-95CCT-UNV-W | |
| | | | | | | 4" HALED Modular Downlight |
| | | | 6" HALED Modular Downlight | | | |



Visit www.rablighting.com for periodic updates to this list or contact us at 888-722-1000 for questions or comments.

| Goof Ring Catalog No. | Product Group | Compatible Downlight Catalog No. | | | | |
|---|---|--|--|--|--|--|
|  RFLED-GOOF-4R-6R-W | Recessed Retrofit | R4R88XX120WS R4R89XX120WS R4R88XX120WB R4R89XX120WB | | | | |
| | CCT-Adjustable Recessed Retrofit & Gimbal Retrofit | R4R89FA120WS R4R89FA120WB | | | | |
|  RFLED-GOOF-6R-8R-W | Recessed Retrofit | R6R88XX120WS R6R118XX120WS R6R148XX120WS R6R89XX120WS R6R119XX120WS R6R149XX120WS R6R88XX120WB R6R118XX120WB R6R148XX120WB R6R89XX120WB | | | | |
| | | CCT-Adjustable Recessed Retrofit & Gimbal Retrofit | R6R119XX120WB R6R149XX120WB R6R89FA120WB R6R119FA120WB R6R149FA120WB R6R89FA120WS R6R119FA120WS R6R149FA120WS | | | |
| | | | CRLED | C6R128XXUNVW C6R188XXUNVW C6R129XXUNVW C6R189XXUNVW | | |
| | | | | CCT Field-Adjustable CRLED | C6R119FAUNVW C6R189FAUNVW C6R229FAUNVW | |
| | | |  DL8-10GOOF/R/P | CRLED | C8R248XXUNVW C8R338XXUNVW C8R249XXUNVW C8R339XXUNVW | |
| | | | | | CCT Field-Adjustable CRLED | C8R229FAUNVW C8R339FAUNVW C8R559FAUNVW |
| | | | | | CRLED | C8R24830UNVW C8R33830UNVW C8R24930UNVW C8R33930UNVW |
| | | CCT Field-Adjustable CRLED | | C8R229FAUNVW C8R339FAUNVW C8R559FAUNVW | | |
| |  DL8-12GOOF/R/P | CRLED | C8R24830UNVW C8R33830UNVW C8R24930UNVW C8R33930UNVW | | | |
| | | | CCT Field-Adjustable CRLED | C8R229FAUNVW C8R339FAUNVW C8R559FAUNVW | | |
| | | | CRLED | C8R24830UNVW C8R33830UNVW C8R24930UNVW C8R33930UNVW | | |
| | | CCT Field-Adjustable CRLED | C8R229FAUNVW C8R339FAUNVW C8R559FAUNVW | | | |


Visit www.rablighting.com for periodic updates to this list or contact us at 888-722-1000 for questions or comments.

| Goof Ring Catalog No. | Product Group | Compatible Downlight Catalog No. |
|--|---------------------------------------|----------------------------------|
|  <p>DL6-8GOOF/R/P/P6 DL8-10GOOF/R/P/P8 DL8-12GOOF/R/P/P8</p> | Field-Adjustable Deep Regress CRLED | C6R12/18/249FAUNVW |
| | | C6R12/18/249FAUNVM |
| | | C8R34/46/599FAUNVW |
| | | C8R34/46/599FAUNVM |
| | | C8R34/46/599FAUNVW |
| | | C8R34/46/599FAUNVM |
|  <p>DL4-6GOOF/R/P/CRLEDFA DL6-8GOOF/R/P/CRLEDFA DL8-10GOOF/R/P/CRLEDFA DL8-12GOOF/R/P/CRLEDFA DL10-12GOOF/R/P/CRLEDFA</p> | Field-Adjustable Commercial Downlight | CRLEDFA-4R-12S-9CCT-UNV-WS |
| | | CRLEDFA-6R-24S-9CCT-UNV-WS |
| | | CRLEDFA-6R-16S-9CCT-UNV-WS |
| | | CRLEDFA-8R-33S-9CCT-UNV-WS |
| | | CRLEDFA-8R-22S-9CCT-UNV-WS |
| | | CRLEDFA-8R-33S-9CCT-UNV-WS |
| | | CRLEDFA-8R-22S-9CCT-UNV-WS |
| | | CRLEDFA-10R-43S-9CCT-UNV-WS |
|  <p>WFRL-GOOF-4R-6R-W</p> | CCT Field-Adjustable Edge-Lit Wafer | WFRL4R99FA120WS |
| | | WFRL4R99FA120WB |
| | | WFRL4R9930120WS |
| | | WFRL4R9940120WS |
| | | WFRL4R10.59FA120WS |
| | | WFRL4R10.59FA120WB |
| | | WFRL4R99FA120WBS |
| | Deep Regress Edge-Lit Wafer | RDLFA-4R895CCT120WB |
| | DAISY Wafer | DAISY4 |
| | | DAISY4B |
| | | DAISYKIT4 |
| | | DAISYKIT4B |
| | | |
|  <p>WFRL-GOOF-6R-8R-W</p> | CCT Field-Adjustable Edge-Lit Wafer | WFRL6R139FA120WS |
| | | WFRL6R139FA120WB |
| | | WFRL6R13930120WS |
| | | WFRL6R13940120WS |
| | | WFRL6R139FADWS |
| | | WFRL6R139FADWB |
| | | WFRL6R149FA120WS |
| | | WFRL6R149FA120WB |
| | | WFRL6R139FA120WBS |
| | Deep Regress Edge-Lit Wafer | RDLFA-6R12.595CCT120WB |
| | DAISY Wafer | DAISY6 |
| | | DAISY6B |
| | | DAISYKIT6 |
| | | DAISYKIT6B |
| | | |





Visit www.rablighting.com for periodic updates to this list or contact us at 888-722-1000 for questions or comments.

| Mounting Accessory Catalog No. | Product Group | Compatible Downlight Catalog No. |
|--|--|----------------------------------|
|  <p>RFLED-RETROBAND Retrofit band with friction clips</p> | Recessed Retrofit | R6R88XX120WS |
| | | R6R118XX120WS |
| | | R6R148XX120WS |
| | | R6R89XX120WS |
| | | R6R119XX120WS |
| | | R6R149XX120WS |
| | | R6R88XX120WB |
| | | R6R118XX120WB |
| | | R6R148XX120WB |
| | | R6R89XX120WB |
| | | R6R119XX120WB |
| | | R6R149XX120WB |
| | CCT-Adjustable Recessed Retrofit & Retrofit Gimbal | R6R89FA120WS |
| | | R6R119FA120WS |
| | | R6R149FA120WS |
| | | R6R89FA120WB |
| | | R6R119FA120WB |
| | | R6R149FA120WB |
| | RET34 Downlight | RA6R109FA120WS |
| | | RA6R119FA120WS |
| |  <p>DLPLATE/WFR3468/NB Mounting plate for 3", 4", 6" & 8" with nailer bar</p> | Edge-Lit Wafer |
| RET34-6R7840120WS | | |
| WFRL4R9930120WS | | |
| WFRL4R9940120WS | | |
| CCT Field-Adjustable Edge-Lit Wafer | | WFRL6R13930120WS |
| | | WFRL6R13940120WS |
| | | WFRL4R99FA120WS |
| | | WFRL4R99FA120WB |
| | | WFRL6R139FA120WS |
| | | WFRL6R139FA120WB |
| | | WFRL3R69CCT120WS |
| | | WFRL3R69CCT120WB |
| | | WFRL8R239FA120WS |
| | | WFRL8R239FA120WB |
| | | WFRL6R139FADWS |
| | | WFRL6R139FADWB |
| | | WFRL8R239FADWS |
| | | WFRL8R239FADWB |
| | | WFRL4R10.59FA120WS |
| | | WFRL4R10.59FA120WB |
| WFRL6R149FA120WS | | |


Visit www.rablighting.com for periodic updates to this list or contact us at 888-722-1000 for questions or comments.

| Mounting Accessory Catalog No. | Product Group | Compatible Downlight Catalog No. |
|---|--|----------------------------------|
|  <p>DLPLATE/WFR3468/NB Mounting plate for 3", 4", 6" & 8" with nailer bar</p> | CCT Field-Adjustable Edge-Lit Wafer | WFRL6R149FA120WB |
| | | WFRL4R99FA120WBS |
| | | WFRL6R139FA120WBS |
| | | WFRLA4R89FA120WS |
| | | WFRLA6R129FA120WS |
| | | WFRL4S99FA120WS |
| | | WFRL4S99FA120WB |
| | | WFRL6S139FA120WS |
| | WFRL6S139FA120WB | |
| | Deep Regress Edge-Lit Wafer | WFRD4R99FA120WS |
| | | WFRD6R139FA120WS |
| | | RDLFA-4R895CCT120WB |
| | | RDLFA-6R12.595CCT120WB |
| | 2" & Gimbal Downlight | R2R8927120WB |
| | | R2R8930120WB |
| | | R2R8940120WB |
| | | G3R8927120W |
| | | G3R8930120W |
| | | G3R8940120W |
| | | G4R14927120W |
| | | G4R14930120W |
| | G4R14940120W | |
| | HALED | HA4 |
| | | HA6 |
| | Field-Adjustable Commercial Downlight | CRLEDFA-4R-12S-9CCT-UNV-WS |
| | | CRLEDFA-6R-24S-9CCT-UNV-WS |
| | | CRLEDFA-8R-33S-9CCT-UNV-WS |
| | | CRLEDFA-10R-43S-9CCT-UNV-WS |
| | | CRLEDFA-6R-16S-9CCT-UNV-WS |
| | Fire Rated Field-Adjustable Edge-lit Wafer *mounting plate not tested for fire rating | FWAFER4 |
| | | FWAFER6 |
| | | FWAFER4B |
| FWAFER6B | | |
| DAISY Wafer | DAISY4 | |
| | DAISY4B | |
| | DAISY6 | |
| | DAISY6B | |
| | DAISYKIT4 | |
| | DAISYKIT4B | |
| | DAISYKIT6 | |
| DAISYKIT6B | | |





Visit www.rablighting.com for periodic updates to this list or contact us at 888-722-1000 for questions or comments.

| Mounting Accessory Catalog No. | Product Group | Compatible Downlight Catalog No. |
|--|---------------------------------------|----------------------------------|
|  <p>DLFRAME/C6R 6" Rough-in</p> | CRLED | C6R128XXUNVW |
| | | C6R188XXUNVW |
| | | C6R129XXUNVW |
| | | C6R189XXUNVW |
| | CCT Field-Adjustable CRLED | C6R119FAUNVW |
| | | C6R189FAUNVW |
| | | C6R229FAUNVW |
| | Field-Adjustable Commercial Downlight | CRLEDFA-6R-16S-9CCT-UNV-WS |
| | | CRLEDFA-6R-24S-9CCT-UNV-WS |
|  <p>DLFRAME/C8R 8" Rough-in</p> | CRLED | C8R248XXUNVW |
| | | C8R338XXUNVW |
| | | C8R249XXUNVW |
| | | C8R339XXUNVW |
| | | C8R828XXUNVW |
| | CCT Field-Adjustable CRLED | C8R229FAUNVW |
| | | C8R339FAUNVW |
| | | C8R559FAUNVW |
| | Field-Adjustable Commercial Downlight | CRLEDFA-8R-22S-9CCT-UNV-WS |
| CRLEDFA-8R-33S-9CCT-UNV-WS | | |
|  <p>DLPLATE/C3468R/NB Mounting plate for 3", 4", 6", & 8" with nailer bar</p> | Field-Adjustable Deep Regress CRLED | C3R5.5/7/8.59FAUNVW |
| | | C3R5.5/7/8.59FAUNVM |
| | | C4R8/10/119FAUNVW |
| | | C4R8/10/119FAUNVM |
| | | C6R12/18/249FAUNVW |
| | | C6R12/18/249FAUNVM |
| | | C8R34/46/599FAUNVW |
| | | C8R34/46/599FAUNVM |
| | Field-Adjustable Commercial Downlight | CRLEDFA-6R-16S-9CCT-UNV-WS |
| | | CRLEDFA-6R-24S-9CCT-UNV-WS |
| | | CRLEDFA-8R-22S-9CCT-UNV-WS |
| | | CRLEDFA-8R-33S-9CCT-UNV-WS |
| | | CRLEDFA-10R-43S-9CCT-UNV-WS |
|  <p>DLPLATE/WFR3456 Mounting plate for 3", 4", 5", & 6"</p> | Edge-Lit Wafer | WFRL4R9930120WS |
| | | WFRL4R9940120WS |
| | | WFRL6R13930120WS |
| | | WFRL6R13940120WS |





Visit www.rablighting.com for periodic updates to this list or contact us at 888-722-1000 for questions or comments.

| Mounting Accessory Catalog No. | Product Group | Compatible Downlight Catalog No. |
|---|-------------------------------------|----------------------------------|
|  <p>DLPLATE/WFR3456 Mounting plate for 3", 4", 5", & 6"</p> | CCT Field Adjustable Edge-lit Wafer | WFRL4R99FA120WS |
| | | WFRL4R99FA120WB |
| | | WFRL6R139FA120WS |
| | | WFRL6R139FA120WB |
| | | WFRL3R69CCT120WS |
| | | WFRL3R69CCT120WB |
| | | WFRL6R139FADWS |
| | | WFRL6R139FADWB |
| | | WFRL5R129CCT120WS |
| | | WFRL5R129CCT120WB |
| | | WFRL4R10.59FA120WS |
| | | WFRL4R10.59FA120WB |
| | | WFRL6R149FA120WS |
| | | WFRL6R149FA120WB |
| | | WFRL4R99FA120WBS |
| | | WFRL6R139FA120WBS |
| | | WFRL4S99FA120WS |
| | | WFRL4S99FA120WB |
| | WFRL6S139FA120WS | |
| | WFRL6S139FA120WB | |
| | Deep Regress Edge-lit Wafer | WFRD4R99FA120WS |
| | | WFRD6R139FA120WS |
| | | RDLFA-4R895CCT120WB |
| | Back-lit Gimbal Wafer | RDLFA-6R12.595CCT120WB |
| | | WFRLA4R89FA120WS |
| | 2" & Gimbal Downlight | WFRLA6R129FA120WS |
| | | R2R8927120WB |
| | | R2R8930120WB |
| R2R8940120WB | | |
| G3R8927120W | | |
| G3R8930120W | | |
| G3R8940120W | | |
| G4R14927120W | | |
| G4R14930120W | | |
| G4R14940120W | | |
| HALED | HA4 | |
| | HA6 | |
| Field Adjustable Commercial Downlight | CRLEDFA-4R-12S-9CCT-UNV-WS | |
| | CRLEDFA-6R-24S-9CCT-UNV-WS | |
| | CRLEDFA-6R-16S-9CCT-UNV-WS | |
| Fire Rated Field-Adjustable Edge-lit Wafer <i>*mounting plate not tested for fire rating</i> | FWAFER4 | |
| | FWAFER6 | |
| | FWAFER4B | |
| | FWAFER6B | |




Visit www.rablighting.com for periodic updates to this list or contact us at 888-722-1000 for questions or comments.

| Mounting Accessory Catalog No. | Product Group | Compatible Downlight Catalog No. |
|--|----------------------------|----------------------------------|
|  <p>DLPLATE/WFR3456 Mounting plate for 3", 4", 5", & 6"</p> | DAISY Wafer | DAISY4 |
| | | DAISY4B |
| | | DAISY6 |
| | | DAISY6B |
| | | DAISYKIT4 |
| | | DAISYKIT4B |
| | | DAISYKIT6 |
| | | DAISYKIT6B |
|  <p>DLJBOX/P/E2 Recessed downlight Jbox</p> | CCT Field-Adjustable CRLED | C6R119FAUNVW |
| | | C6R189FAUNVW |
| | | C8R229FAUNVW |
| | | C8R339FAUNVW |
| | | C8R559FAUNVW |
| | | C6R229FAUNVW |
|  <p>DSK34-4/ACC E26 adapter kit</p> | DISK34 Surface Mount | DSK34-4R12927120WS |
| | | DSK34-4R12930120WS |
| | | DSK34-4R12935120WS |
| | | DSK34-4R12940120WS |
| | | DSK34-4R12950120WS |
| | | DSK34-4R12930120BS |
| | | DSK34-4R12940120BS |
| | | DSK34-4R12930120BRS |
| | | DSK34-4R12940120BRS |
| | | DSK34-4R12930120BNS |
| | | DSK34-4R12940120BNS |
| | | DSK34-4R14930120WS |
| | | DSK34-4R14940120WS |
| | | DSK34-6R16927120WS |
| | | DSK34-6R16930120WS |
| | | DSK34-6R16935120WS |
| | | DSK34-6R16940120WS |
| | | DSK34-6R16950120WS |
| DSK34-6R16930120BS | | |
| DSK34-6R16940120BS | | |
| DSK34-6R16930120BRS | | |
| DSK34-6R16940120BRS | | |
| DSK34-6R16930120BNS | | |
| DSK34-6R16940120BNS | | |
| DSK34-6R16.5930120WS | | |
| DSK34-6R16.5940120WS | | |
|  <p>DSK34-6/ACC E26 adapter kit</p> | | |



Visit www.rablighting.com for periodic updates to this list or contact us at 888-722-1000 for questions or comments.

| Mounting Accessory Catalog No. | Product Group | Compatible Downlight Catalog No. |
|---|---|--|
|  <p data-bbox="183 642 326 695">DSKFA4/PIR/ACC E26 adapter kit</p>  <p data-bbox="375 642 519 695">DSKFA6/PIR/ACC E26 adapter kit</p> | CCT Field-Adjustable DISK Surface Mount | <p data-bbox="1143 369 1386 394">DSKFA-4R109CCT120WS/PIR</p> <hr/> <p data-bbox="1143 598 1386 623">DSKFA-6R159CCT120WS/PIR</p> |
|  <p data-bbox="261 1268 440 1320">SUMO-4IN-RETROFIT E26 adapter kit</p> | SUMO Field-Adjustable Surface Mount | <p data-bbox="1143 737 1386 762">SUMOFA-5R-10-9CCT-120-W</p> <hr/> <p data-bbox="1143 783 1386 808">SUMOFA-5R-12-9CCT-120-W</p> <hr/> <p data-bbox="1143 829 1386 854">SUMOFA-5S-10-9CCT-120-W</p> <hr/> <p data-bbox="1143 875 1386 900">SUMOFA-7R-13-9CCT-120-W</p> <hr/> <p data-bbox="1143 921 1386 947">SUMOFA-7R-14-9CCT-120-W</p> <hr/> <p data-bbox="1143 968 1386 993">SUMOFA-7S-13-9CCT-120-W</p> <hr/> <p data-bbox="1143 1014 1386 1039">SUMOFA-9R-18-9CCT-120-W</p> <hr/> <p data-bbox="1143 1060 1386 1085">SUMOFA-9R-22-9CCT-120-W</p> <hr/> <p data-bbox="1143 1106 1386 1131">SUMOFA-9S-18-9CCT-120-W</p> <hr/> <p data-bbox="1130 1152 1399 1178">SUMOFA-7R-12-95CCT-UNVT-W</p> <hr/> <p data-bbox="1130 1199 1399 1224">SUMOFA-9R-16-95CCT-UNVT-W</p> <hr/> <p data-bbox="1130 1245 1399 1270">SUMOFA-7R-12-95CCT-UNV-W</p> <hr/> <p data-bbox="1130 1291 1399 1316">SUMOFA-9R-16-95CCT-UNV-W</p> |
|  <p data-bbox="261 1864 440 1917">SUMO-6IN-RETROFIT E26 adapter kit</p> | SUMO Field-Adjustable Surface Mount | <p data-bbox="1143 1440 1386 1465">SUMOFA-7R-13-9CCT-120-W</p> <hr/> <p data-bbox="1143 1486 1386 1512">SUMOFA-7R-14-9CCT-120-W</p> <hr/> <p data-bbox="1143 1533 1386 1558">SUMOFA-7S-13-9CCT-120-W</p> <hr/> <p data-bbox="1143 1579 1386 1604">SUMOFA-9R-18-9CCT-120-W</p> <hr/> <p data-bbox="1143 1625 1386 1650">SUMOFA-9R-22-9CCT-120-W</p> <hr/> <p data-bbox="1143 1671 1386 1696">SUMOFA-9S-18-9CCT-120-W</p> <hr/> <p data-bbox="1130 1717 1399 1743">SUMOFA-7R-12-95CCT-UNVT-W</p> <hr/> <p data-bbox="1130 1764 1399 1789">SUMOFA-9R-16-95CCT-UNVT-W</p> <hr/> <p data-bbox="1130 1810 1399 1835">SUMOFA-7R-12-95CCT-UNV-W</p> <hr/> <p data-bbox="1130 1856 1399 1881">SUMOFA-9R-16-95CCT-UNV-W</p> <hr/> <p data-bbox="716 1902 894 1927">SM34 Surface Mount</p> <hr/> <p data-bbox="1167 1902 1362 1927">SM34-7R-9-930-120-W</p> |

Visit www.rablighting.com for periodic updates to this list or contact us at 888-722-1000 for questions or comments.

| Mounting Accessory Catalog No. | Product Group | Compatible Downlight Catalog No. |
|---|-------------------------------------|----------------------------------|
|  <p>SM-9R-CASE Surface mount extender</p> | SUMO Field-Adjustable Surface Mount | SUMOFA-9R-18-9CCT-120-W |
| | | SUMOFA-9R-22-9CCT-120-W |
| | | SUMOFA-9R-16-95CCT-UNVT-W |
| | | SUMOFA-9R-16-95CCT-UNV-W |
|  <p>CRVFA-CONVERTIBLE-KIT Pendant mount</p> | CURV Field-Adjustable Surface Mount | CRVFAS-11R-16-9CCT-120-W |
| | | CRVFAS-14R-20-9CCT-120-W |
| | | CRVFAS-19R-32-9CCT-120-W |
| | | CRVFAS-11R-16-9CCT-UNVT-W |
| | | CRVFAS-14R-20-9CCT-UNVT-W |
| | | CRVFAS-11R-16-9CCT-UNV-W |
| | | CRVFAS-14R-20-9CCT-UNV-W |
| | | CRVFAS-19R-32-9CCT-UNV-W |
| | | CRVFAD-12R-16-9CCT-120-BN |
| | | CRVFAD-14R-20-9CCT-120-BN |
| | | CRVFAD-18R-32-9CCT-120-BN |
| | | CRVFAD-12R-16-9CCT-UNV-W |
| | | CRVFAD-14R-20-9CCT-UNV-W |
| | | CRVFAD-18R-32-9CCT-UNV-W |
|  <p>EXTCBL-FA-6 6' Extension cable</p> <p>EXTCBL-FA-12 12' Extension cable</p> <p>EXTCBL-FA-20 20' Extension cable</p> | CCT Field-Adjustable Edge-lit Wafer | WFRL3R69CCT120WS |
| | | WFRL3R69CCT120WB |
| | | WFRL4R99FA120WS |
| | | WFRL4R10.59FA120WS |
| | | WFRL4R99FA120WBS |
| | | WFRL4R99FA120WB |
| | | WFRL5R129CCT120WS |
| | | WFRL5R129CCT120WB |
| | | WFRL6R139FA120WS |
| | | WFRL6R139FADWS |
| | | WFRL6R149FA120WS |
| | | WFRL6R139FA120WBS |
| | | WFRL6R139FA120WB |
| | | WFRL6R139FADWB |
| | | WFRL4S99FA120WS |
| | | WFRL4S99FA120WB |
| | | WFRL6S139FA120WS |
| | | WFRL6S139FA120WB |
| | | WFRL8R239FA120WS |
| | | WFRL8R239FA120WB |
| WFRL8R239FADWS | | |
| WFRL8R239FADWB | | |






Visit www.rablighting.com for periodic updates to this list or contact us at 888-722-1000 for questions or comments.

| Mounting Accessory Catalog No. | Product Group | Compatible Downlight Catalog No. | | |
|---|---|---|--|--|
|  <p>EXTCBL-FA-6 6' Extension cable</p> <p>EXTCBL-FA-12 12' Extension cable</p> <p>EXTCBL-FA-20 20' Extension cable</p> | Deep Regress Edge-Lit Wafer | RDLFA-4R895CCT120WB RDLFA-6R12.595CCT120WB | | |
| | Back-Lit Gimbal Wafer | WFRLA4R89FA120WS WFRLA6R129FA120WS | | |
| | HALED | HA4 HA6 | | |
| | Fire Rated Field-Adjustable Edge-lit Wafer | FWAFFER4 | | |
| | | FWAFFER6 | | |
| | | FWAFFER4B | | |
| | | FWAFFER6B | | |
| |  <p>EXTCBL-CCT-6 6' Extension cable</p> <p>EXTCBL-CCT-12 12' Extension cable</p> <p>EXTCBL-CCT-20 20' Extension cable</p> | CCT Field-Adjustable Edge-Lit Wafer | WFRL4R9930120WS WFRL4R9940120WS WFRL6R13930120WS WFRL6R13940120WS | |
| | | | 2" & Gimbal Downlight | R2R8927120WB R2R8930120WB R2R8940120WB G2R5927120W G2R5930120W G2R5940120W G3R8927120W G3R8930120W G3R8940120W G4R14927120W G4R14930120W G4R14940120W |
| | | | | DAISY Wafer |
| DAISY Wafer | | | | |

Visit www.rablighting.com for periodic updates to this list or contact us at 888-722-1000 for questions or comments.

High-Voltage Emergency Driver










| Emergency Battery Catalog No. | Additional Junction Box | Product Group | Downlight Product Family | Downlight Catalog No. |
|---|--------------------------|--------------------------------------|---|---|
|  <p>CAT# DRI-25-EMGR-DC</p> <p>25W Maximum Output 100% Full Light Output For 90 Minutes</p> | <p>+ None Required +</p> | <p>Surface & Flush Mount</p> |  <p>CURV Surface Mount</p> | <p>CRVFAD-12R-16-9CCT-120-BN</p> <p>CRVFAD-12R-16-9CCT-UNV-BN/MVS</p> <p>CRVFAD-14R-20-9CCT-120-BN</p> <p>CRVFAD-14R-20-9CCT-UNV-BN/MVS</p> <p>CRVFAS-11R-16-9CCT-120-W</p> <p>CRVFAS-11R-16-9CCT-UNV-W/MVS</p> <p>CRVFAS-14R-20-9CCT-120-W</p> <p>CRVFAS-14R-20-9CCT-UNV-W/MVS</p> <p>CRVFAS-11R-16-9CCT-UNVT-W</p> <p>CRVFAS-14R-20-9CCT-UNVT-W</p> <p>CRVFAS-11R-16-9CCT-UNV-W</p> <p>CRVFAS-14R-20-9CCT-UNV-W</p> <p>CRVFAD-12R-16-9CCT-UNV-BN</p> <p>CRVFAD-14R-20-9CCT-UNV-BN</p> |
| | | |  <p>Field-Adjustable SUMO</p> | <p>SUMOFA-5R-10-9CCT-120-W</p> <p>SUMOFA-5R-12-9CCT-120-W</p> <p>SUMOFA-5S-10-9CCT-120-W</p> <p>SUMOFA-7R-12-95CCT-UNVT-W</p> <p>SUMOFA-7R-12-95CCT-UNV-W</p> <p>SUMOFA-7R-13-9CCT-120-W</p> <p>SUMOFA-7R-14-9CCT-120-W</p> <p>SUMOFA-7S-13-9CCT-120-W</p> <p>SUMOFA-9R-16-95CCT-UNVT-W</p> <p>SUMOFA-9R-16-95CCT-UNV-W</p> <p>SUMOFA-9R-18-9CCT-120-W</p> <p>SUMOFA-9R-22-9CCT-120-W</p> <p>SUMOFA-9S-18-9CCT-120-W</p> |
| | | |  <p>PUCK Slim Surface Mount Wafer</p> | <p>PUCKFA-4R-7.5-9CCT-120-WS</p> |
| | | |  <p>SM34 Surface Mount</p> | <p>SM34-5R-7-930-120-W</p> <p>SM34-7R-9-930-120-W</p> |

Visit www.rablighting.com for periodic updates to this list or contact us at 888-722-1000 for questions or comments.

High-Voltage Emergency Driver






| Emergency Battery Catalog No. | Additional Junction Box | Product Group | Downlight Product Family | Downlight Catalog No. |
|---|--------------------------|--------------------------------------|--|------------------------|
|  <p>CAT# DRI-25-EMGR-DC</p> <p>25W Maximum Output 100% Full Light Output For 90 Minutes</p> | <p>+ None Required +</p> | <p>Surface & Flush Mount</p> |  | SMPFA1x1S20UNVTW |
| | | |  <p>Edge-lit Surface Panel</p> | SMPFA1x2RT22UNVTW |
| | | |  | SUMO-R-12 |
| | | | <p>Field-Adjustable SUMOXL</p> | SUMO-R-12/D10 |
| | | |  <p>Natural Spectrum, Bluetooth-Enabled Retrofit Downlight</p> | R4R89TW120WB-SS-NS/LCB |
| | | |  | LCBR6R119TW120WB-SS-NS |
| | | <p>Retrofit Downlights</p> |  <p>CCT-Adjustable Recessed Retrofit & Gimbal Retrofit</p> | R4R89FA120WB |
| | | | R4R89FA120WS | |
| | | | R6R119FA120WB | |
| | | | R6R119FA120WS | |
| | | | R6R89FA120WB | |
| | | | R6R89FA120WS | |
| | | | RA4R89FA120WS | |
| RA6R109FA120WS | | | | |
| R6R149FA120WB | | | | |
| R6R149FA120WS | | | | |
| RA6R119FA120WS | | | | |
| R4R109FA120WB | | | | |

Visit www.rablighting.com for periodic updates to this list or contact us at 888-722-1000 for questions or comments.

High-Voltage Emergency Driver










| Emergency Battery Catalog No. | Additional Junction Box | Product Group | Downlight Product Family | Downlight Catalog No. |
|--|--------------------------|----------------------------|---|-----------------------|
|  <p>CAT# DRI-25-EMGR-DC</p> <p>25W Maximum Output 100% Full Light Output For 90 Minutes</p> | <p>+ None Required +</p> | <p>Retrofit Downlights</p> |  <p>Recessed Retrofit</p> | R4R88XX120WB |
| | | | | R4R88XX120WS |
| | | | | R4R89XX120WB |
| | | | | R4R89XX120WS |
| | | | | R4S78XX120WB |
| | | | | R4S79XX120WB |
| | | | | R6R118XX120WB |
| | | | | R6R118XX120WS |
| | | | | R6R119XX120WB |
| | | | | R6R119XX120WS |
| | | | | R6R148XX120WB |
| | | | | R6R148XX120WS |
| | | | | R6R149XX120WB |
| | | | | R6R149XX120WS |
| | | | | R6R88XX120WB |
| | | | R6R88XX120WS | |
| | | | R6R89XX120WB | |
| | | | R6R89XX120WS | |
| | | | R6S108XX120WB | |
| | | | R6S109XX120WB | |
|  <p>RET34 Recessed Retrofit</p> | RET34-4R68XX120WS | | | |
| | RET34-6R78XX120WS | | | |

Visit www.rablighting.com for periodic updates to this list or contact us at 888-722-1000 for questions or comments.

High-Voltage Emergency Driver











| Emergency Battery Catalog No. | Additional Junction Box | Product Group | Downlight Product Family | Downlight Catalog No. |
|---|-------------------------|-------------------------|---|--|
|  <p>CAT# DRI-25-EMGR-DC</p> <p>25W Maximum Output 100% Full Light Output For 90 Minutes</p> | + None Required + | Direct Mount Downlights |  <p>Downlight 3-n-1</p> | <p>SM3N1-4R-10-9CCT-120-W-BL</p> <p>SM3N1-4R-10-9CCT-120-W-EL</p> <p>SM3N1-6R-12-9CCT-120-W-BL</p> <p>SM3N1-6R-12-9CCT-120-W-EL</p> |
| | | |  <p>2" & Gimbal Downlights</p> | <p>G2R59XX120W</p> <p>G3R89XX120W</p> <p>G4R149XX120W</p> <p>R2R89XX120WB</p> |
| | | |  <p>CCT Field-Adjustable Edge-Lit Wafer</p> | <p>WFRL4R99FA120WB</p> <p>WFRL4R99FA120WS</p> <p>WFRL6R139FA120WB</p> <p>WFRL6R139FA120WS</p> <p>WFRL3R69CCT120WS</p> <p>WFRL4R10.59FA120WB</p> <p>WFRL4R10.59FA120WS</p> <p>WFRL6R139FADWB</p> <p>WFRL6R139FADWS</p> <p>WFRL6R149FA120WB</p> <p>WFRL6R149FA120WS</p> <p>WFRL8R239FA120WB</p> <p>WFRL8R239FA120WS</p> <p>WFRL8R239FADWB</p> <p>WFRL8R239FADWS</p> <p>WFRL3R69CCT120WB</p> <p>WFRL4S99FA120WS</p> <p>WFRL4S99FA120WB</p> <p>WFRL6S139FA120WS</p> <p>WFRL6S139FA120WB</p> <p>WFRL5R129CCT120WS</p> <p>WFRL5R129CCT120WB</p> <p>WFRL4R99FA120WBS</p> <p>WFRL6R139FA120WBS</p> |
| | | |  <p>Back-Lit Gimbal Wafer</p> | <p>WFRLA4R89FA120WS</p> <p>WFRLA6R129FA120WS</p> |
| | | |  <p>CCT Field-Adjustable Deep Regress Wafer</p> | <p>RDLFA-4R895CCT120WB</p> <p>RDLFA-6R12.595CCT120WB</p> <p>WFRD4R99FA120WS</p> <p>WFRD6R139FA120WS</p> |
| | | |  <p>Edge-Lit Wafer</p> | <p>WFRL4R99XX120WS</p> <p>WFRL6R139XX120WS</p> |

Visit www.rablighting.com for periodic updates to this list or contact us at 888-722-1000 for questions or comments.

High-Voltage Emergency Driver











| Emergency Battery Catalog No. | Additional Junction Box | Product Group | Downlight Product Family | Downlight Catalog No. |
|---|--------------------------|------------------------------------|--|--|
|  <p>CAT# DRI-25-EMGR-DC</p> <p>25W Maximum Output 100% Full Light Output For 90 Minutes</p> | <p>+ None Required +</p> | <p>Direct Mount Downlights</p> |  <p>Downlight 3-n-1</p> | <p>SM3N1-4R-10-9CCT-120-W-BL</p> <p>SM3N1-4R-10-9CCT-120-W-EL</p> <p>SM3N1-6R-12-9CCT-120-W-BL</p> <p>SM3N1-6R-12-9CCT-120-W-EL</p> |
| | | |  <p>2" & Gimbal Downlights</p> | <p>G2R59XX120W</p> <p>G3R89XX120W</p> <p>G4R149XX120W</p> <p>R2R89XX120WB</p> |
| | | |  <p>CCT Field-Adjustable Edge-Lit Wafer</p> | <p>WFRL4R99FA120WB</p> <p>WFRL4R99FA120WS</p> <p>WFRL6R139FA120WB</p> <p>WFRL6R139FA120WS</p> <p>WFRL3R69CCT120WS</p> <p>WFRL4R10.59FA120WB</p> <p>WFRL4R10.59FA120WS</p> <p>WFRL6R139FADWB</p> <p>WFRL6R139FADWS</p> <p>WFRL6R149FA120WB</p> <p>WFRL6R149FA120WS</p> <p>WFRL8R239FA120WB</p> <p>WFRL8R239FA120WS</p> <p>WFRL8R239FADWB</p> <p>WFRL8R239FADWS</p> <p>WFRL3R69CCT120WB</p> <p>WFRL4S99FA120WS</p> <p>WFRL4S99FA120WB</p> <p>WFRL6S139FA120WS</p> <p>WFRL6S139FA120WB</p> <p>WFRL5R129CCT120WS</p> <p>WFRL5R129CCT120WB</p> <p>WFRL4R99FA120WBS</p> <p>WFRL6R139FA120WBS</p> |
| | | |  <p>Back-Lit Gimbal Wafer</p> | <p>WFRLA4R89FA120WS</p> <p>WFRLA6R129FA120WS</p> |
| | | |  <p>CCT Field-Adjustable Deep Regress Wafer</p> | <p>RDLFA-4R895CCT120WB</p> <p>RDLFA-6R12.595CCT120WB</p> <p>WFRD4R99FA120WS</p> <p>WFRD6R139FA120WS</p> |
| | | |  <p>Edge-Lit Wafer</p> | <p>WFRL4R99XX120WS</p> <p>WFRL6R139XX120WS</p> |
| | | |  <p>Fire Rated Field-Adjustable Edge-lit Wafer <i>*driver not tested for fire rating</i></p> | <p>FWAFER4</p> <p>FWAFER6</p> <p>FWAFER4B</p> <p>FWAFER6B</p> |

Visit www.rablighting.com for periodic updates to this list or contact us at 888-722-1000 for questions or comments.

High-Voltage Emergency Driver










| Emergency Battery Catalog No. | Additional Junction Box | Product Group | Downlight Product Family | Downlight Catalog No. |
|---|---|---|--|------------------------------|
|  <p>CAT# DRI-25-EMGR-DC</p> <p>25W Maximum Output 100% Full Light Output For 90 Minutes</p> | + None Required + | Commercial Downlights |  <p>Natural Spectrum, Bluetooth-Enabled Commercial Downlight</p> | LCBC6R189TWUNVWS-SS-NS |
| | | |  <p>Lightcloud-Enabled Commercial Downlight</p> | C6R189SSUNVW/LC |
| | | |  <p>CRLED Commercial Downlight</p> | C6R128xxUNVW |
| | | | | C6R129XXUNVW |
| | | | | C6R188xxUNVW |
| | | | | C6R189xxUNVW |
| | | | | C8R248xxUNVW C8R249XXUNVW |
| | | |  <p>CCT Field-Adjustable CRLED</p> | C6R119FAUNVW |
| | | | | C6R189FAUNVW |
| | | | | C6R229FAUNVW C8R229FAUNVW |
| | |  <p>Field-Adjustable Commercial Downlight</p> | CRLEDFA-4R-12S-9CCT-UNV-WS | |
| | | | CRLEDFA-6R-16S-9CCT-UNV-WS | |
| CRLEDFA-6R-24S-9CCT-UNV-WS | | | | |
| CRLEDFA-8R-22S-9CCT-UNV-WS | | | | |
|  <p>Field-Adjustable Deep Regress CRLED</p> | C3R5.5/7/8.59FAUNVM | | | |
| | C3R5.5/7/8.59FAUNVW | | | |
| | C4R8/10/119FAUNVM | | | |
| | C4R8/10/119FAUNVW | | | |
| | C6R12/18/249FAUNVM | | | |
| | C6R12/18/249FAUNVW | | | |
| New Construction & Remodeler Downlights |  <p>HALED</p> | HA4 | | |
| | | HA6 | | |

Visit www.rablighting.com for periodic updates to this list or contact us at 888-722-1000 for questions or comments.

High-Voltage Emergency Driver


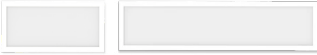






| Emergency Battery Catalog No. | Additional Junction Box | Product Group | Downlight Product Family | Downlight Catalog No. |
|---|--------------------------|----------------------------------|---|---|
|  <p>CAT# DRI-21-EMGR-DC-DC10</p> <p>300W Maximum Output 100% Full Light Output For 90 Minutes</p> | <p>+ None Required +</p> | <p>Surface & Flush Mount</p> |  <p>CURV Surface Mount</p> | <p>CRVFAD-12R-16-9CCT-120-BN</p> <p>CRVFAD-12R-16-9CCT-UNV-BN/MVS</p> <p>CRVFAD-14R-20-9CCT-120-BN</p> <p>CRVFAD-14R-20-9CCT-UNV-BN/MVS</p> <p>CRVFAS-11R-16-9CCT-120-W</p> <p>CRVFAS-11R-16-9CCT-UNV-W/MVS</p> <p>CRVFAS-14R-20-9CCT-120-W</p> <p>CRVFAS-14R-20-9CCT-UNV-W/MVS</p> <p>CRVFAS-11R-16-9CCT-UNVT-W</p> <p>CRVFAS-14R-20-9CCT-UNVT-W</p> <p>CRVFAS-11R-16-9CCT-UNV-W</p> <p>CRVFAS-14R-20-9CCT-UNV-W</p> <p>CRVFAD-12R-16-9CCT-UNV-BN</p> <p>CRVFAD-14R-20-9CCT-UNV-BN</p> |
| | | |  <p>Field-Adjustable SUMO</p> | <p>SUMOFA-5R-10-9CCT-120-W</p> <p>SUMOFA-5R-12-9CCT-120-W</p> <p>SUMOFA-5S-10-9CCT-120-W</p> <p>SUMOFA-7R-12-95CCT-UNVT-W</p> <p>SUMOFA-7R-12-95CCT-UNV-W</p> <p>SUMOFA-7R-13-9CCT-120-W</p> <p>SUMOFA-7R-14-9CCT-120-W</p> <p>SUMOFA-7S-13-9CCT-120-W</p> <p>SUMOFA-9R-16-95CCT-UNVT-W</p> <p>SUMOFA-9R-16-95CCT-UNV-W</p> <p>SUMOFA-9R-18-9CCT-120-W</p> <p>SUMOFA-9R-22-9CCT-120-W</p> <p>SUMOFA-9S-18-9CCT-120-W</p> |
| | | |  <p>Field-Adjustable SUMOXL</p> | <p>SUMO-R-12</p> <p>SUMO-R-15</p> <p>SUMO-R-19</p> <p>SUMO-R-12/D10</p> <p>SUMO-R-15/D10</p> <p>SUMO-R-19/D10</p> <p>SUMO-R-24/D10</p> |
| | | |  <p>PUCK Slim Surface Mount Wafer</p> | <p>PUCKFA-4R-7.5-9CCT-120-WS</p> |
| | | |  <p>SM34 Surface Mount</p> | <p>SM34-5R-7-930-120-W</p> <p>SM34-7R-9-930-120-W</p> |
| | | |  <p>Edge-lit Surface Panel</p> | <p>SMPFA1x1S20UNVTW</p> <p>SMP2x2</p> <p>SMP2x4</p> |

Visit www.rablighting.com for periodic updates to this list or contact us at 888-722-1000 for questions or comments.

High-Voltage Emergency Driver









| Emergency Battery Catalog No. | Additional Junction Box | Product Group | Downlight Product Family | Downlight Catalog No. |
|--|--------------------------|-----------------------|---|------------------------|
|  <p>CAT# DRI-21-EMGR-DC-DC10</p> <p>300W Maximum Output 100% Full Light Output For 90 Minutes</p> | <p>+ None Required +</p> | Surface & Flush Mount |  <p>Edge-lit Surface Panel</p> | SMPFA1x2RT22UNVTW |
| | | | | SMPFA1x4RT45UNVTW |
| | | |  <p>Edge-lit Surface Linear</p> | SML2 |
| | | | | SML3 |
| | | | SML4 | |
| | | Retrofit Downlights |  <p>Natural Spectrum, Bluetooth-Enabled Retrofit Downlight</p> | R4R89TW120WB-SS-NS/LCB |
| | | | | LCBR6R119TW120WB-SS-NS |
| | | |  <p>CCT-Adjustable Recessed Retrofit & Gimbal Retrofit</p> | R4R89FA120WB |
| | | | | R4R89FA120WS |
| | | | | R6R119FA120WB |
| | | | | R6R119FA120WS |
| | | | | R6R89FA120WB |
| | | | | R6R89FA120WS |
| | | | | RA4R89FA120WS |
| | | | | RA6R109FA120WS |
| | | | | R6R149FA120WB |
| | | | | R6R149FA120WS |
| | | | | RA6R119FA120WS |
| | | | | R4R109FA120WB |
| | | Retrofit Downlights |  <p>Recessed Retrofit</p> | R4R88XX120WB |
| | | | R4R88XX120WS | |
| | | | R4R89XX120WB | |
| | | | R4R89XX120WS | |
| | | | R4S78XX120WB | |
| | | | R4S79XX120WB | |
| | | | R6R118XX120WB | |
| | | | R6R118XX120WS | |
| | | | R6R119XX120WB | |
| R6R119XX120WS | | | | |
| R6R148XX120WB | | | | |
| R6R148XX120WS | | | | |
| R6R149XX120WB | | | | |
| R6R149XX120WS | | | | |
| R6R88XX120WB | | | | |
| R6R88XX120WS | | | | |
| R6R89XX120WB | | | | |
| R6R89XX120WS | | | | |
| R6S108XX120WB | | | | |
| R6S109XX120WB | | | | |

Visit www.rablighting.com for periodic updates to this list or contact us at 888-722-1000 for questions or comments.

High-Voltage Emergency Driver





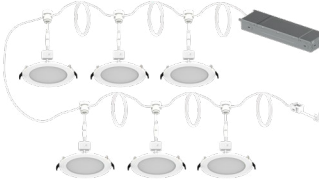






| Emergency Battery Catalog No. | Additional Junction Box | Product Group | Downlight Product Family | Downlight Catalog No. |
|---|--------------------------|---|--|-----------------------|
|  <p>CAT# DRI-21-EMGR-DC-DC10</p> <p>300W Maximum Output 100% Full Light Output For 90 Minutes</p> | <p>+ None Required +</p> | Retrofit Downlights |  RET34 Recessed Retrofit | RET34-4R68XX120WS |
| | | | | RET34-6R78XX120WS |
| | |  Downlight 3-n-1 | SM3N1-4R-10-9CCT-120-W-BL | |
| | | | SM3N1-4R-10-9CCT-120-W-EL | |
| | | | SM3N1-6R-12-9CCT-120-W-BL | |
| | | | SM3N1-6R-12-9CCT-120-W-EL | |
| | | |  2" & Gimbal Downlights | G2R59XX120W |
| | | | | G3R89XX120W |
| | | | | G4R149XX120W |
| | | | | R2R89XX120WB |
| | | |  CCT Field-Adjustable Edge-Lit Wafer | WFRL4R99FA120WB |
| | | | | WFRL4R99FA120WS |
| | | | | WFRL6R139FA120WB |
| | | | | WFRL6R139FA120WS |
| | | WFRL3R69CCT120WS | | |
| | | WFRL4R10.59FA120WB | | |
| | | WFRL4R10.59FA120WS | | |
| | | WFRL6R139FADWB | | |
| | | WFRL6R139FADWS | | |
| | | WFRL6R149FA120WB | | |
| | | WFRL6R149FA120WS | | |
| | | WFRL8R239FA120WB | | |
| | | WFRL8R239FA120WS | | |
| | | WFRL8R239FADWB | | |
| | | WFRL8R239FADWS | | |
| | | WFRL3R69CCT120WB | | |
| | | WFRL4S99FA120WS | | |
| | | WFRL4S99FA120WB | | |
| | | WFRL6S139FA120WS | | |
| | | WFRL6S139FA120WB | | |
| | | WFRL5R129CCT120WS | | |
| | | WFRL5R129CCT120WB | | |
| WFRL4R99FA120WBS | | | | |
| WFRL6R139FA120WBS | | | | |
|  Back-Lit Gimbal Wafer | WFRLA4R89FA120WS | | | |
| | WFRLA6R129FA120WS | | | |

Visit www.rablighting.com for periodic updates to this list or contact us at 888-722-1000 for questions or comments.

High-Voltage Emergency Driver








| Emergency Battery Catalog No. | Additional Junction Box | Product Group | Downlight Product Family | Downlight Catalog No. | |
|---|--|-------------------------|--|--|------------------------|
|  <p>CAT# DRI-21-EMGR-DC-DC10</p> <p>300W Maximum Output 100% Full Light Output For 90 Minutes</p> | + None Required + | Direct Mount Downlights |  <p>CCT Field-Adjustable Deep Regress Wafer</p> | RDLFA-4R895CCT120WB | |
| | | | | RDLFA-6R12.595CCT120WB | |
| | | | | WFRD4R99FA120WS | |
| | | | | WFRD6R139FA120WS | |
| | | |  <p>Edge-Lit Wafer</p> | WFRL4R99XX120WS | |
| | | | | WFRL6R139XX120WS | |
| | | |  <p>Fire Rated Field-Adjustable Edge-lit Wafer <i>*driver not tested for fire rating</i></p> | FWAFER4 | |
| | | | | FWAFER6 | |
| | | | | FWAFER4B | |
| | | | | FWAFER6B | |
| | | |  <p>DAISY Wafer</p> | DAISY4 | |
| | | | | DAISY4B | |
| | | | DAISY6 | | |
| | | | DAISY6B | | |
| | | | DAISYKIT4 | | |
| | | | DAISYKIT4B | | |
| | | | DAISYKIT6 | | |
| | | | DAISYKIT6B | | |
| | | | Commercial Downlights |  <p>Natural Spectrum, Bluetooth-Enabled Commercial Downlight</p> | LCBC6R189TWUNVWS-SS-NS |
| | | | |  <p>Lightcloud-Enabled Commercial Downlight</p> | C6R189SSUNVW/LC |
| |  <p>CRLED Commercial Downlight</p> | C6R128xxUNVW | | | |
| | | C6R129XXUNVW | | | |
| | | C6R188xxUNVW | | | |
| | | C6R189xxUNVW | | | |
| | | C8R248xxUNVW | | | |
| | | C8R249XXUNVW | | | |
| |  <p>CCT Field-Adjustable CRLED</p> | C6R119FAUNVW | | | |
| | | C6R189FAUNVW | | | |
| | | C6R229FAUNVW | | | |
| | | C8R229FAUNVW | | | |
| | | C8R339FAUNVW | | | |
| | | C8R559FAUNVW | | | |
| | C8R828XXUNVW | | | | |

Visit www.rablighting.com for periodic updates to this list or contact us at 888-722-1000 for questions or comments.

High-Voltage Emergency Driver



| Emergency Battery Catalog No. | Additional Junction Box | Product Group | Downlight Product Family | Downlight Catalog No. |
|---|-------------------------|---------------------------------------|---|-----------------------------|
|  <p>CAT# DRI-21-EMGR-DC-DC10</p> <p>300W Maximum Output 100% Full Light Output For 90 Minutes</p> | + None Required + | Commercial Downlights |  <p>Field-Adjustable Commercial Downlight</p> | CRLEDFA-4R-12S-9CCT-UNV-WS |
| | | | | CRLEDFA-6R-16S-9CCT-UNV-WS |
| | | | | CRLEDFA-6R-24S-9CCT-UNV-WS |
| | | | | CRLEDFA-8R-22S-9CCT-UNV-WS |
| | | | | CRLEDFA-8R-33S-9CCT-UNV-WS |
| | | | | CRLEDFA-10R-43S-9CCT-UNV-WS |
| | | |  <p>Field-Adjustable Deep Regress CRLED</p> | C3R5.5/7/8.59FAUNVM |
| | | | | C3R5.5/7/8.59FAUNVW |
| | | | | C4R8/10/119FAUNVM |
| | | | | C4R8/10/119FAUNVW |
| | | | | C6R12/18/249FAUNVM |
| | | | | C6R12/18/249FAUNVW |
| | | C8R34/46/599FAUNVW | | |
| | | C8R34/46/599FAUNVM | | |
| | | New Construction & Remodel Downlights |  <p>HALED</p> | HA4 |
| | | | | HA6 |
| | | | | HAD4/D10 |
| | | | | HAD6/D10 |
| | | Cylinders |  <p>CD34 Field-Adjustable Cylinders</p> | CD34FA4SP-20-509-KC |
| | | | | CD34FA4SP-20-509-WC |
| | | | | CD34FA4SP-20-509-ZC |
| | | | | CD34FA4SP-20-509-SC |
| | | | | CD34FA4SP-20-509-KF |
| | | | | CD34FA4SP-20-509-WF |
| | | | | CD34FA4SP-20-509-ZF |
| | | | | CD34FA4SP-20-509-SF |
| | | | | CD34FA6SP-30-709-KC |
| | | | | CD34FA6SP-30-709-WC |
| CD34FA6SP-30-709-ZC | | | | |
| CD34FA6SP-30-709-SC | | | | |
| CD34FA6SP-30-709-KF | | | | |
| CD34FA6SP-30-709-WF | | | | |
| CD34FA6SP-30-709-ZF | | | | |
| CD34FA6SP-30-709-SF | | | | |
| CD34FA3W-10-508-KC | | | | |
| CD34FA3W-10-508-WC | | | | |
| CD34FA3W-10-508-ZC | | | | |
| CD34FA4W-20-508-KC | | | | |
| CD34FA4W-20-508-WC | | | | |
| CD34FA4W-20-508-ZC | | | | |

Visit www.rablighting.com for periodic updates to this list or contact us at 888-722-1000 for questions or comments.



© 2023 RAB Lighting Inc.
New York City, New York 10014
888 722-1000 | rablighting.com | sales@rablighting.com