

# Welcome

Lightcloud®

## PAR38 Tunable RGB

PAR38/RGB

WE'RE HERE TO HELP:

**1(844) LIGHTCLOUD**

1(844) 544-4825

# Hello

Lightcloud Blue is a Bluetooth mesh wireless lighting control system that allows you to control RAB's various compatible devices. With RAB's patented Rapid Provisioning technology, devices can be quickly and easily commissioned for residential and large commercial applications using the Lightcloud Blue mobile app. Each device in a system can communicate with any other device, eliminating the need for a Gateway or Hub and maximizing the control system's reach.

## Product Features

Direct Connect LED, No Gateway or Hub required

Wireless control from your mobile device

On/off and dimming

Color tuning 16+ million colors

Create custom scenes

Sensor compatible

Schedules and automations

SmartShift™ automated circadian schedule

**Catalog Number:**  
PAR38/RGB

**Model Number:**  
PAR38/RGB

**Electrical:**  
14W, 1150lm  
120Vac, 60Hz

**Construction:**  
Lamp Base: E26

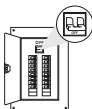
# Safety Information

- Not suitable for use with dimmers and sensors unless specifically designed for RAB Lightcloud Blue Lamps.
- Risk of electric shock.
- Do not use where directly exposed to water.
- Not intended for use with emergency exit fixtures or emergency lights.
- Only install in operating environments between -4°F and 104°F (-20°C to 40°C).
- Only use the control provided with or specified by these instructions to control this lamp. This lamp will not operate properly when connected to a standard (incandescent) dimmer or dimming control.

# Installing your Lightcloud Blue Lamp

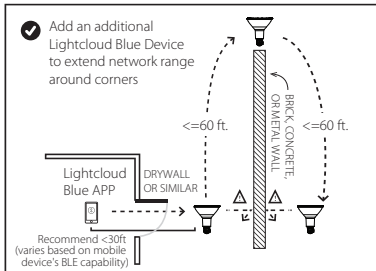
## 1 Turn off power

- Place the wall switch in the off position.
- Turn off the main power at the breaker panel or remove the fuse from the fuse box.




## 2 Find a suitable location

- Lightcloud Blue devices should be positioned within 60 ft. of each other.
- Building materials such as brick, concrete and steel construction may require additional Lightcloud Blue devices to extend around an obstruction.



# Installing your Lightcloud Blue Lamp (*cont'd*)

- ③ Connect device to power.  
Remove any existing lamp from the  
E26 Edison base and replace with  
the new PAR RGB lamp.



# Controlling your Lightcloud Blue Device

- 1 Confirm your device is powered on.
- 2 Download the Lightcloud Blue app from the Apple® App Store or Google® Play store.



- 3 Launch the app and create an account.
- 4 Tap the "add device" icon in the app to start connecting devices.
- 5 Select the lamp in the app and move it to an Area with other Lightcloud Blue lights.
- 6 You're all set!



*Learn more about the  
Lightcloud Blue system  
and app features.*

# Setting Device to Pairing Mode

To restore your Lightcloud Blue lamp to factory settings, use the following methods.

## Method 1: Delete from App

Open the app and access the device settings for the paired device. Be sure that the lamp is online and select "Delete".

## Method 2: Manual

Power the lamp off and on 5 times consecutively. Do not allow less than 1 second and more than 3 seconds to elapse between switching. The lamp will flash 3 times, then reset to 100% brightness at default CCT.



## Method 3: Rapid Reset Tool

The rapid reset process must be done by professional electricians qualified by RAB. Reach out to your RAB sales manager to request a Rapid Reset Tool. The tool simply needs to be placed directly on the lamp for 2 seconds. The lamp will flash 3 times, then reset to 100% brightness at default CCT.



# Functionality

## Configuration

All configuration of Lightcloud Blue products may be performed using the Lightcloud Blue app.

## Emergency default

If communication is lost, the Lightcloud Blue lamps may fall back to a specific state, such as turning the Lightcloud Blue lamps on.

WE'RE HERE TO HELP:

**1 (844) LIGHTCLOUD**

1 (844) 544-4825

[support@lightcloud.com](mailto:support@lightcloud.com)



## FCC Information:

This device complies with Part 15 of the FCC Rules. Operation is subject to the following two conditions: 1. This device may not cause harmful interference, and 2. This device must accept any interference received, including interference that may cause undesired operation.

Note: This device has been tested and found to comply with the limits for Class B digital devices pursuant to Part 15 Subpart B, of the FCC rules. These limits are designed to provide reasonable protection against harmful interference in a residential environment. This equipment generates, uses, and can radiate radio frequency energy, and if not installed and used in accordance with the instruction manual, may cause harmful interference to radio communications. However, there is no guarantee that interference will not occur in a particular installation. If this equipment does cause harmful interference to radio or television reception, which can be determined by turning the equipment off and on, the user is encouraged to try and correct the interference by one or more of the following measures:

- Reorient or relocate the receiving antenna.
- Increase the separation between the equipment and receiver.
- Connect the equipment into an outlet on a circuit different from that to which the receiver is connected.
- Consult the dealer or an experienced radio/TV technician for help.

To comply with the FCC's RF exposure limits for general population / uncontrolled exposure, this transmitter must be installed to provide a separation distance of at least 20 cm from all persons and must not be co-located or operating in conjunction with any other antenna or transmitter. The manufacturer is not responsible for any radio or TV interference caused by unauthorized modifications to this equipment. Such modifications could void the user's authority to operate the equipment.

**CAUTION:** Changes or modifications to this equipment not expressly approved by RAB Lighting may void the user's authority to operate this equipment.



Lightcloud Blue is a Bluetooth mesh wireless lighting control system that allows you to control RAB's various compatible devices. With RAB's patented Rapid Provisioning technology, devices can be quickly and easily commissioned for residential and large commercial applications using the Lightcloud Blue mobile app. Each device in a system can communicate with any other device, eliminating the need for a Gateway or Hub and maximizing the control system's reach. Learn more at [www.rablighting.com](http://www.rablighting.com)

**1(844) LIGHTCLOUD**

1(844) 544-4825



©2025 RAB LIGHTING Inc.

Made in China

Pat. [rablighting.com/ip](http://rablighting.com/ip)

P-101308