


RAB

RBAY17



FIELD ADJ.



Does the work of high bays twice its size. RBAY17—now with higher lumen output!

Field adjustable for maximized versatility.

RBAY17 is available in three sizes and each model comes with selectable wattages and CCTs, allowing you to customize settings onsite for super-flexible installations. Models are also available in high-output versions to meet DLC requirements for certain rebates. Find high-output rebates [here](#).



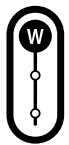
5000K

4000K


3500K

*High-output models only offer 4000/5000K adjustability.

SMALL



130W
100W
80W



From 13,100 to 20,300 lumens

High-Output Model: Up to over 20,000lm

MEDIUM



260W
220W
160W



From 25,600 to 39,200 lumens

High-Output Model: Up to over 40,000lm

LARGE



400W
320W
260W



From 39,000 to 58,700 lumens



RBAY17
FIELD-ADJUSTABLE
FEATURE PAGE




100,000-HOUR
LED LIFESPAN



480V



RAB's warranty is
subject to all terms
and conditions found at
rablighting.com/warranty



Small, lightweight,
and environmentally
conscious.

Designed to replace up to 1000W MH and be mounted as high as 60 feet, the RBAY17 family does more with less, hitting the lumen output of much larger high bay fixtures. The RBAY17's size reduction makes for a product that cuts down on materials, consumes less energy to manufacture, and demands less fuel to transport.

Available with smart controls.

Available with factory-installed Lightcloud Blue compatibility, for use with our wireless, Bluetooth mesh control system.



Emergency battery available.

All models of the RBAY17 are available with a battery backup that provides 90 minutes of emergency lighting.



Plenty of accessories.

All RBAY17 models come standard with V-hooks for chain mounting but accessory kits are available for pendant and surface mounting. Wire guards are also offered for an added layer of protection.

Pendant Mount Kits	Surface Mount Kits	Wire Guards
Small: PMKRBAY17S	Small: SMKRBAY17S	Small: GDRBAY17S G2
Medium: PMKRBAY17M	Medium & Large: SMKRBAY17	Medium: GDRBAY17M G2
Large: PMKRBAY17L G2	Small w/ Battery Backup: SM-EM-RBAY17S	Large: GDRBAY17L G2
Small w/ Battery Backup: PM-EM-RBAY17S		

Ordering Matrix

Product Family	Size/Wattage	Color Temp	Mounting	Finish	Driver	Options	
RBAY17							
S	14" (130/100/80W)	Blank	3500/4000/5000K	Blank	White	Blank	No Option
SHO	14" (130/100/80W)*		CCT-Adjustable				Battery Backup
M	20" (260/220/160W)	Blank	4000/5000K*				Lightcloud Blue PIR Sensor
MHO	20" (260/220/160W)*		CCT-Adjustable				Lightcloud Blue PIR Sensor
L	39" (400/320/260W)						& Battery Backup**
						/480	8' Cord
						120-277V, 0-10V Dimming	8' Cord & 120V Plug
						480V, 0-10V Dimming	8' Cord & 277V Plug
							8' Cord & 480V Plug
							Battery Backup w/8' Cord
						/8C	
						/8CP	
						/8CP2	
						/8CPT4	
						/E/8C	
						/E/8CP	
						/E/8CP2	
						/E/8CPT4	

**High-output models are 4000/5000K selectable only; SHO is over 20,000lm max @130W and 4000K; MHO is over 40,000lm max @260W and 4000K.*

***For /LCBS/E the sensor will not work when in emergency mode*

*High-output models are 4000/5000K selectable only. SHO is over 20,000lm max @130W and 4000K; MHO is over 40,000lm max @260W and 4000K.

**For /LCBS/E the sensor will not work when in emergency mode