

# RGBW Retrofit Downlights



4"

6"

## Lightcloud® Blue-enabled RGBW retrofit downlights



PROJECT:

DATE:

TYPE:

PREPARED BY:



### KEY FEATURES

- Direct connect to the Lightcloud Blue mobile app via Bluetooth; **no Gateway or Hub required**
- Use mobile device to configure features for On/Off Control, Dim Level, Color Temperature, Schedules, Scenes, SmartShift and more.
- **Tunable White 2200 – 6500K** with smooth transition between color temperatures
- Enable **SmartShift circadian lighting** to get back your body back in sync
- Choose between **16+ million colors** to fit any mood

### PERFORMANCE

Catalog Number	Size	Wattage Equivalency	Input Wattage	Lumens (Nominal)	Efficacy	Input Voltage	Color Temperature	CRI	L70 Lifespan	Energy Star ID
R48B/RGB	4"	65W	8W	600 lm	75 lm/W	120V	Tunable White 2200K - 6500K	90+	50,000 hours	2684113
R611B/RGB	6"	85W	11W	1000 lm	73 lm/W		16+ million RGB colors			2684114

### TECHNICAL SPECIFICATIONS

#### LIGHTCLOUD BLUE FEATURES

##### Color Tuning

Choose from 16+ million colors to customize your space to fit every mood.

##### Tunable White

Adjust the color temperature from 2200K to 6500K via the Lightcloud Blue Remote or the mobile app.

##### Direct Connect

Use the Lightcloud Blue mobile app to connect to your lamps in minutes via Bluetooth Mesh; no Gateway or Hub required.

##### Mobile App Control

Use the Lightcloud Blue mobile app to configure features for On/Off Control, Dim Level, Color Temperature, Schedules, Scenes, SmartShift and more.

##### SmartShift Circadian Lighting

Automatically tunes the color and intensity of lights throughout the day, mimicking the sun's natural pattern.

##### Scalable

Devices within 60 feet of each other can communicate within the Bluetooth Mesh network to manage a maximum of up to tens of thousands of devices per account.

#### LIGHTCLOUD BLUE

##### Gateway Required

No

##### Communication Protocol

Bluetooth Mesh

##### Range

Up to 60 feet between standard building materials. Building materials such as brick, concrete, and steel construction may require additional Lightcloud Blue devices to extend around an obstruction. Up to 200 feet clear line of sight

##### Spacing Criteria

Lightcloud Blue devices should be placed within the specified range to communicate within the Bluetooth Mesh network.

##### Factory Reset

###### Method 1: Delete from App

Open the app and access the device settings for the paired device. Be sure that the device is online and select 'Delete'. The device will flash on/off 5 times and return to full brightness.

## TECHNICAL SPECIFICATIONS (CONT.)

### LIGHTCLOUD BLUE

#### Method 2: Manual

Power the device off and on 5x consecutively. Do not allow less than 4s to elapse from switching off to on. Do not allow more than 2s to elapse from switching on to off. The device will flash 3x, then reset to 100% brightness at default CCT.

#### Method 3: Rapid Reset Tool

The Rapid Reset process must be done by a professional electrician qualified by RAB. Reach out to your RAB sales manager to request a Rapid Reset Tool. The tool simply needs to be placed directly on the small Lightcloud Blue logo on the device for 2s or until the lamp/luminaire flashes 3x, then resets to 100% brightness at the default CCT.

### CONSTRUCTION

#### Product Type

Retrofit Downlight

#### Size

4", 6"

#### Shape

Round

#### Enclosure Material

Metal

#### Trim Style

Baffle

#### Finish

White

#### Lens

Polycarbonate

### ELECTRICAL

#### Dimmable

Yes via the Lightcloud Blue mobile app and devices  
This lamp will not operate properly when connected to a standard (*incandescent*) dimmer or dimming control.

#### Driver

4" : Constant Current, Class 2, 60 Hz, 120V: 0.07 A

6" : Constant Current, Class 2, 60 Hz, 120V: 0.10 A

#### Power Factor

≥0.9

#### THD

≤20%

#### Input Voltage

120V

#### Operating Frequency

60 Hz

#### Flicker

≤30%

#### Operating Temperature

-4°F to 104°F (-20°C to 40°C)

#### Beam Angle

95°±10°

### COMPLIANCE

#### Listings

UL Recognized, UL Classified

#### Environment

Suitable for use in dry, damp, and wet environments.

#### IC Rated

No

#### Air Tight

No

#### Energy Star Approved

This product is ENERGY STAR® Version 2.2 Certified.

#### DLC Listed

No

#### T20 Compliant

Can be used to conform with the requirements of California Title 20.

#### California Title 24 JA8 Compliant

Can be used to conform with the requirements of California Title 24 Part 6.

#### California Energy Commission (CEC) Status

Lawful for Sale in California

#### NEC Compliant

Suitable for use in closets. Compliant with NEC Sec. 410.16 (A)(1) and 410.16 (C3).

#### IESNA LM-79 & LM80 Testing

RAB LED luminaires and LED components have been tested by an independent laboratory in accordance with IESNA LM-79 and LM-80.

#### FCC

Complies with Part 15 of the FCC Rules.

#### RoHS

Mercury and UV free. RoHS-compliant components.

### INSTALLATION

#### Mounting

Recessed

#### Base

E26 Edison adapter

### LED CHARACTERISTICS

#### Color Temperature

Default: 3000K

Adjustable using the Lightcloud Blue mobile app

Tunable White 2200K - 6500K

16+ million RGB colors

#### Color Accuracy (CRI)

>90 CRI

#### R9 Value

High color performance with R9 greater than or equal to 50

#### Color Consistency

4-step MacAdam Ellipse binning to achieve consistent fixture-to-fixture color

#### Color Stability

LED color temperature is warrantied to shift no more than 200K in color temperature over a 5-year period

#### Color Uniformity

RAB's range of Correlated Color Temperature follows the guidelines of the American National Standard for Specifications for the Chromaticity of Solid State Lighting (SSL) Products, ANSI C78.377-2017.

# RGBW Retrofit Downlights



## TECHNICAL SPECIFICATIONS (CONT.)

### OTHER

#### Warranty

RAB warrants that our LED products will be free from defects in materials and workmanship for a period of five (5) years from the date of delivery to the end user, including coverage of light output, color stability, driver performance and fixture finish.

RAB's warranty is subject to all terms and conditions found at [rablighting.com/warranty](http://rablighting.com/warranty).

#### Note

All values are typical (tolerance +/- 10%)

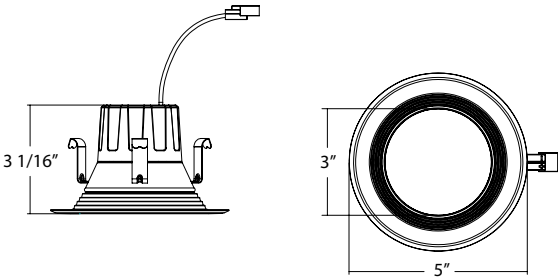
Download the Lightcloud Blue app for free to get started!



## DIMENSIONS

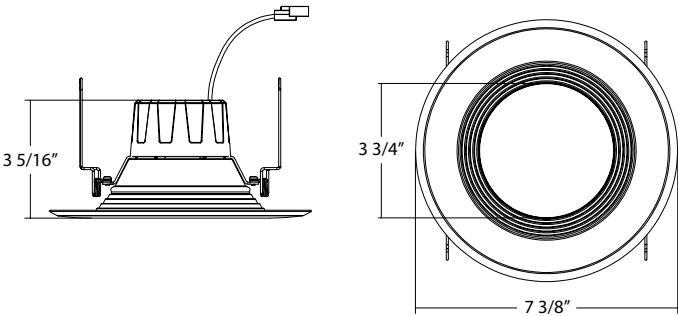
### 4" 8W

Weight: 0.25 lb



### 6" 11W

Weight: 0.47 lb



## ACCESSORIES (SOLD SEPARATELY)

### Trims




Brushed Nickel

Black

Bronze

Catalog Number	UPC	Description
DLTRIM/R4RB-BN	192552000956	4" Brushed nickel color trim round baffle
DLTRIM/R4RB-BRZ	192552022262	4" Bronze color trim round baffle
DLTRIM/R4RB-B	192552000970	4" Black color trim round baffle
DLTRIM/R6RB-BN	192552000987	6" Brushed nickel color trim round baffle
DLTRIM/R6RB-BRZ	192552022279	6" Bronze color trim round baffle
DLTRIM/R6RB-B	192552001007	6" Black color trim round baffle

### Goof Ring



Catalog Number	UPC	Description
RFLED-GOOF-4R-6R-W	192552013727	4"-6" Goof ring
RFLED-GOOF-6R-8R-W	192552013734	6"-8" Goof ring

# RGBW Retrofit Downlights



## ORDERING INFO

Catalog Number	Certification Model Number	UPC	Case Pack
R48B/RGB	R48B/RGB	192552030168	4
R611B/RGB	R611B/RGB	192552030175	4

## ORDERING MATRIX

Family	Size	Wattage	CRI/Color Temp	Voltage	Finish	Trim	RGB Color Tuning
R						B	/RGB
Retrofit	4 4"	8 8W (4" only)	Blank 90CRI, 2200-6500K	Blank 120V	Blank White	B Baffle	/RGB 16+ million RGB colors
	6 6"	11 11W (6" only)					