

T34 Ultra-Economy, Field-Adjustable Panels



PROJECT:

DATE:

TYPE:

PREPARED BY:



KEY FEATURES

- **Field-adjustable Power and CCT**
T34FA: 1X4 & 2X2 models - 40/30/20W (**30W** factory default)
2X4 models - 50/40/30W (**40W** factory default)
T34FAHE: 2X2 & 2X4 models - 30/23/17W (**23W** factory default)
- CCT: 3500/4000/5000K (**4000K** factory default)
- **Microwave occupancy sensor** optional
- **Battery backup** option available
- **DLC Premium and DLC listed**
- CCEA Compliant
- **5-year** limited warranty

Ultra-Economy, Field-Adjustable Panels



0-10V



50,000
HOURS



DAMP
RATED



IC RATED



FIELD
ADJUSTABLE

TECHNICAL SPECIFICATIONS

COMPLIANCE

UL Listed

Suitable for damp locations

DLC Listed

T34 FA is listed by Design Lights Consortium (DLC) as a standard DLC and T34 FAHE is listed as an ultra-efficient premium product that qualifies for the highest tier of rebates from DLC Member Utilities. Designed to meet DLC 5.1 requirements.

DLC Family Code:

T34 FA: BBBFY

T34 FAHE: BBBGGS

IESNA LM-79 & LM-80 Testing

RAB LED luminaires and LED components have been tested by an independent laboratory in accordance with IESNA LM-79 and LM-80

LED CHARACTERISTICS

LEDs

Long-life, high-efficacy, discrete, surface-mount LEDs

CONSTRUCTION

Cold Weather Starting

The minimum starting temperature is -20°C (-4°F)

Maximum Ambient Temperature

Suitable for use in up to 40°C (104°F)

Mounting

Recessed into T-grid ceiling. Surface and recessed mounting kits available for drywall ceilings.

Housing

Aluminum frame & iron back housing

Lens

Frosted Polystyrene (PS)

Green Technology

Mercury and UV free. RoHS-compliant components.

Finish

Formulated for high durability and long-lasting color

IC Rated

Suitable for direct contact with insulation

T34 Ultra-Economy, Field-Adjustable Panels



TECHNICAL SPECIFICATIONS

ELECTRICAL

Drivers:

T34FA

Constant Current, Class 2, Class P, 120-277V, 50/60 Hz,
20W: 120V: 0.17A, 208V: 0.10A, 240V: 0.09A, 277V: 0.08A
30W: 120V: 0.25A, 208V: 0.15A, 240V: 0.13A, 277V: 0.11A
40W: 120V: 0.34A, 208V: 0.20A, 240V: 0.17A, 277V: 0.15A
50W: 120V: 0.42A, 208V: 0.24A, 240V: 0.21A, 277V: 0.18A

T34FAHE

Constant Current, Class 2, Class P, 120-277V, 50/60 Hz,
17W: 120V: 0.14A, 208V: 0.09A, 240V: 0.08A, 277V: 0.07A
23W: 120V: 0.19A, 208V: 0.11A, 240V: 0.1A, 277V: 0.09A
30W: 120V: 0.25A, 208V: 0.14A, 240V: 0.13A, 277V: 0.11A

Dimming Driver:

Driver includes dimming control wiring for 0-10V dimming systems.

Requires separate 0-10V DC dimming circuit.

Dims down to: 10% for T34FA and 5% for T34FAHE

Note: All values are typical (tolerance +/- 10%)

WIRELESS NETWORK LIGHTING CONTROLS

Lightcloud-enabled products offer integrated network lighting control for a truly wireless solution that allows you to control RAB's various compatible devices. With RAB's patented Rapid Provisioning technology, devices can be quickly and easily commissioned for residential and commercial applications. Each device can then communicate with other devices in the mesh network. With two Lightcloud systems to choose from, it's easy to implement controls within any application.

DLC system - N1XMLOEATBA (Interior); NHCZ2BIA17L (Exterior)

Learn more at: www.lightcloud.com

Lightcloud Blue (/LCB)

- Utilizes Bluetooth Mesh, eliminating the need for a Gateway or Hub.
- Ideal for applications that need basic wireless control such as ON/OFF, dimming, color tuning, Schedules, and SmartShift.
- Download the Lightcloud Blue mobile app for iOS or Android devices.

Lightcloud Enterprise (/LC)

- Utilizes a secure cellular and Zigbee mesh network that requires a Gateway or Hub (sold separately).
- Offers premium features like remote commissioning, demand response, BACnet integration, and more.
- Download the Lightcloud Enterprise mobile app for iOS or Android devices.

OCCUPANCY SENSORS

Sensor Type: Passive Infrared (PIR) or Microwave (MVS)

Input Voltage: 12VDC

Operating Frequency: 50/60Hz

Operating Temperature: -22°F to 104°F (-30°C to 40°C)

Max Mounting Height: 9 ft. to 12 ft.

Detection Range: 20 ft. diameter at 9 ft. mounting height

Daylight Sensing: The sensor will determine to trigger the light(s) on or not based on the daylight threshold level set. Closed loop daylight harvesting with continuous dimming available with Lightcloud Blue. Specify settings using the Lightcloud Blue mobile app.

Default Settings:

Motion Sensitivity: High

Brightness when triggered : 100%

Hold time: 20 minutes

Standby to dim: 20%

Standby time: 1 minute

When vacant: Off

Adjustable Settings: Settings for Lightcloud Blue-enabled sensors can be adjusted using the mobile app. All other sensors will require MSR1 Remote to adjust the following sensor settings:

Standby to dim: 10%/20%/30%/50%

Standby time: 0s/10s/30s/1min/5min/10min/30min/60min/+∞

Daylight Threshold: 2Lux/10Lux/30Lux/50Lux/80Lux/120Lux/Disable

PERFORMANCE

Lifespan

50,000-Hour LED lifespan based on IES LM-80 results and TM-21 calculations

OTHER

Warranty

The RAB 5-year, limited warranty covers light output, driver performance and paint finish. RAB's warranty is subject to all terms and conditions found at rablighting.com/warranty.

ACCESSORY

Image	SKU#	UPC	Description
	MSR1	192552026055	MULTI-SENSOR REMOTE CONTROL IP20

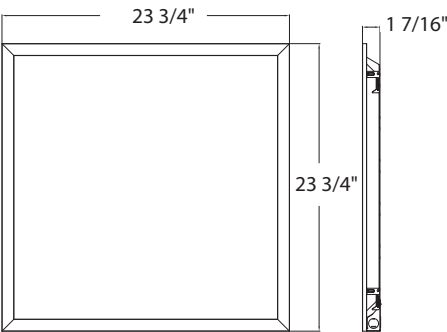
T34 Ultra-Economy, Field-Adjustable Panels



DIMENSIONS

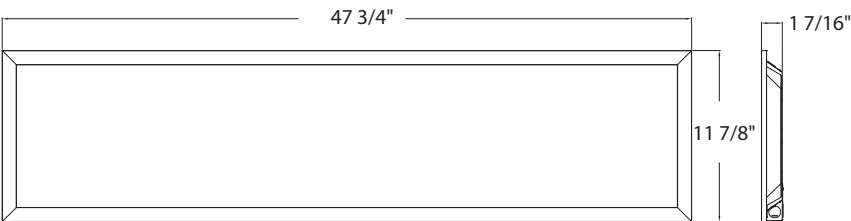
T34 FA 2X2 (40/30/20W) T34 FAHE 2X2 (30/23/17W)

Weight: 5.4 lbs



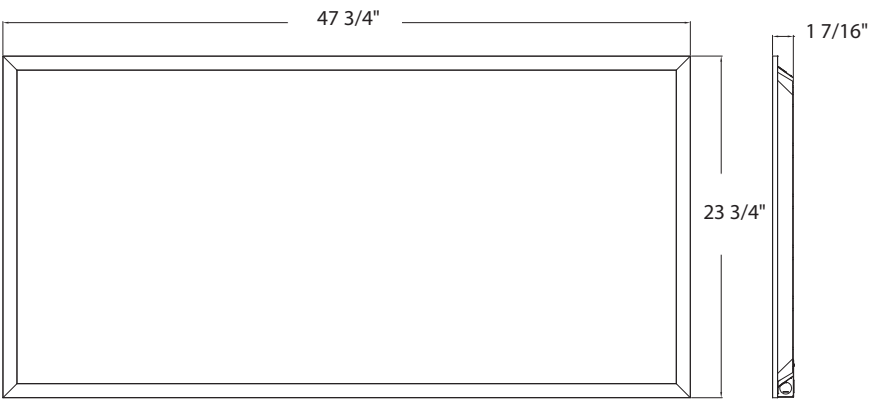
T34 FA 1X4 (40/30/20W)

Weight: 5.6 lbs



T34 FA 2X4 (50/40/30W) T34 FAHE 2X4 (30/23/17W)

Weight: 10.0 lbs



T34 Ultra-Economy, Field-Adjustable Panels



PERFORMANCE

T34FA-2X2	3500K	4000K	5000K	3500K	4000K	5000K	3500K	4000K	5000K
WATTS	40W			30W			20W		
INPUT WATTS	34.4W	34.4W	33W	27.1W	25.6W	26.5W	18W	17.5W	17.9W
LUMENS	4089	4100	4328	3259	3411	3271	2282	2341	2279
LM/W	118.8	119.2	131.1	120.3	133.1	123.4	126.9	134.1	127.2
CRI	82	83	83	81	84	83	81	84	84
INPUT VOLTAGE	120-277V			120-277V			120-277V		

T34FA-1X4	3500K	4000K	5000K	3500K	4000K	5000K	3500K	4000K	5000K
WATTS	40W			30W			20W		
INPUT WATTS	34.3W	32.8W	34.3W	26.4W	25.4W	26.3W	17.7W	17.2W	17.6W
LUMENS	3,884	4,089	3,920	3,083	3,223	3,104	2,137	2,198	2,139
LM/W	113.2	124.7	114.3	116.8	126.9	118.0	120.7	127.8	121.5
CRI	82	84	83	82	84	83	83	84	83
INPUT VOLTAGE	120-277V			120-277V			120-277V		

T34FA-2X4	3500K	4000K	5000K	3500K	4000K	5000K	3500K	4000K	5000K
WATTS	50W			40W			30W		
INPUT WATTS	47.4W	44.6W	47.1W	38.2W	36.6W	38.3W	29.7W	28.4W	29.6W
LUMENS	5,702	6,027	5,817	4,768	4,989	4,914	3,833	3,943	3,911
LM/W	120.3	135.1	123.5	124.8	136.3	128.2	128.9	139.0	132.0
CRI	81	84	83	81	84	83	81	84	84
INPUT VOLTAGE	120-277V			120-277V			120-277V		

T34FAHE-2X2	3500K	4000K	5000K	3500K	4000K	5000K	3500K	4000K	5000K
WATTS	30W			23W			17W		
INPUT WATTS	30.1W	29W	30W	23.3W	22.6W	23.2W	18W	17.5W	17.9W
LUMENS	3,675	3,814	3,743	2,896	2,997	2,963	2,241	2,306	2,297
LM/W	122.1	131.5	124.8	124.3	132.6	127.7	124.5	131.8	128.3
CRI	83	83	81	83	83	81	83	83	81
INPUT VOLTAGE	120-277V			120-277V			120-277V		

T34FAHE-2X4	3500K	4000K	5000K	3500K	4000K	5000K	3500K	4000K	5000K
WATTS	50W			40W			30W		
INPUT WATTS	44W	42W	44W	35W	34W	36W	30W	29W	30W
LUMENS	5,970	6,092	5,970	4,900	4,977	4,824	3,810	3,922	3,907
LM/W	135.0	146.0	133.0	139.0	147.0	136.0	126.0	133.0	129.0
CRI	83	84	83	83	84	83	83	83	81
INPUT VOLTAGE	120-277V			120-277V			120-277V		

T34 Ultra-Economy, Field-Adjustable Panels



ORDERING MATRIX

T34 FA

Family	Size (Wattages)	Color Temp	Finish	Voltage	Options
T34FA	-				
	2X2 2'X2' (40/30/20W) 1X4 1'X4' (40/30/20W) 2X4 2'X4' (50/40/30W)	Blank Field Adjustable* 3500/4000/5000K Tunable White** 3000K-6500K	Blank White	Blank 0-10V Dimming, 120-277V	Blank No Option /LC Lightcloud Enabled /LCB Lightcloud Blue Enabled /MVS Microwave Occupancy Sensor /E Battery Backup /LCBS Lightcloud Blue Enabled w/PIR Sensor /LCBS/MVS Lightcloud Blue Enabled w/MVS Sensor /LCB/E Lightcloud Blue Enabled w/Battery Backup /LCBS/E Lightcloud Blue Enabled PIR Sensor w/Battery Backup /LCBS/MVS/E Lightcloud Blue Enabled MVS Sensor w/Battery Backup

*Not available with Lightcloud Blue option

**Available only with Lightcloud Blue option

T34 FAHE

Family	Size (Wattages)	Color Temp	Finish	Voltage	Options
T34FAHE	-				
	2X2 2'X2' (30/23/17W) 2X4 2'X4' (30/23/17W)	Blank Field Adjustable 3500/4000/5000K	Blank White	Blank 0-10V Dimming, 120-277V	Blank No Option /LC Lightcloud Enabled /LCB Lightcloud Blue Enabled /E Battery Backup