


LED Temporary Work Light



PROJECT: _____

DATE: _____

TYPE: _____

PREPARED BY: _____



- KEY FEATURES**
- **Impact resistant**, can handle demanding construction site environments
 - Omnidirectional light distribution
 - Lightweight design with high output
 - **US cord+plug, linkable up to 600W Max**
 - **IP64** water and dust resistant
 - **6kV** surge protection built in
 - Available with **extended cord** options
 - **50,000-Hour** lifespan
 - **120V Input voltage**
 - **5-Year, No-Compromise Warranty**

PERFORMANCE								
Catalog Number	Equivalency	Input Wattage	Lumen	Cord Length	Efficacy lm/W	Color Temperature	CRI	L70 Lifespan
TEMP-60-850	250W HID	60W	7200	6'	120	5000K	80	50,000
TEMP-100-850	400W HID	100W	12000	6'	120	5000K	80	50,000
TEMP-150-850	600W HID	150W	18000	6'	120	5000K	80	50,000
TEMP-60-850/15CP	250W HID	60W	7200	15'	120	5000K	80	50,000
TEMP-100-850/25CP	400W HID	100W	12000	25'	120	5000K	80	50,000
TEMP-150-850/35CP	600W HID	150W	18000	35'	120	5000K	80	50,000

TECHNICAL SPECIFICATIONS

CONSTRUCTION

Product Type
LED Temporary Highbay Fixture

Bulb Shape
Temporary Work Light

Housing Material
Made of high strength polycarbonate and aluminum heat sinks. Painted white steel guard for impact protection.

Enclosure Finish
Construction Orange

Beam Angle
360°

Cord & Plug
US 18AWJ SJT factory installed cord and 3-prong NEMA 5-15R plug.
Note: any modifications made in field to factory installed plug may affect void UL safety rating and fixture performance

Heat Sink
No moving parts (no fan design). Heat dissipated through aluminum heat sinks, along with openings on bottom and top of unit

COMPLIANCE

Safety Listing
UL listed, UL classified

Environment/Fixture Rating
Damp / UL enclosed

FCC
Complies with Part 15 of the FCC Rules

RoHS
Mercury and UV free.
RoHS-compliant components.

IP Rating
IP64

OSHA Compliance
Meets 5 Footcandle minimum illumination intensity for General Construction Area Lighting listed in Standard Number 1926.56

TECHNICAL SPECIFICATIONS (CONT.)

INSTALLATION METHOD

Linkable up to 600W Max by connecting via on board female receptacle.

ELECTRICAL

THD
<20%

Power Factor
>0.9

Input Voltage
120V Input Voltage

Operating Frequency
60Hz

Operating Temperature
-22°F to 140°F (-30°C to 60°C)

OTHER

Warranty

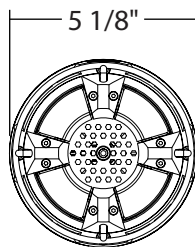
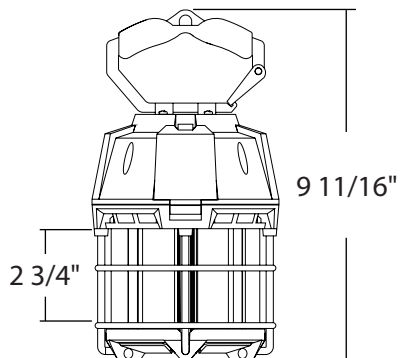
RAB warrants that our LED products will be free from defects in materials and workmanship for a period of five (5) years from the date of delivery to the end user, including coverage of light output, color stability, driver performance and fixture finish.

RAB's warranty is subject to all terms and conditions found at rablighting.com/warranty.

DIMENSIONS

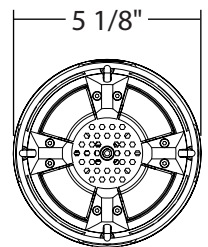
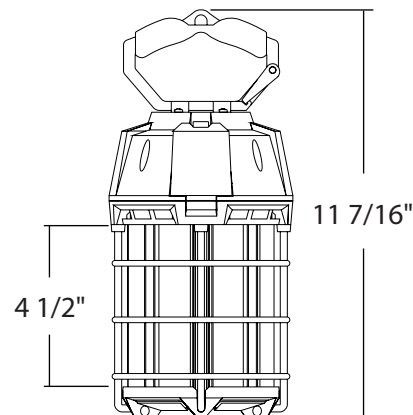
TEMP 60W

Weight: 4 lbs



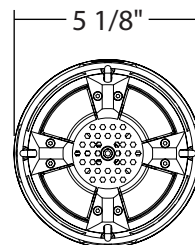
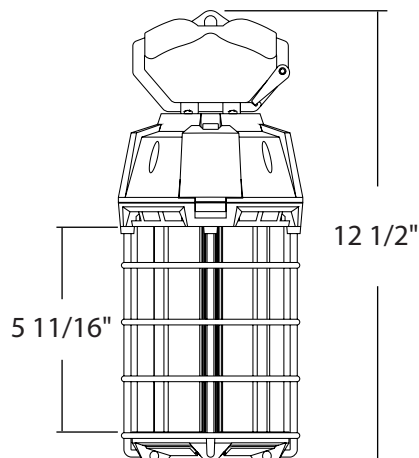
TEMP 100W

Weight: 5.6 lbs



TEMP 150W

Weight: 6.8 lbs



ORDERING INFO

Catalog Number	Model Number (DLC/Energy Star)	UPC	Case Pack
TEMP-60-850	H10040(TEMP-60-850)	019813908434	4
TEMP-100-850	H10041(TEMP-100-850)	019813908441	4
TEMP-150-850	H10042(TEMP-150-850)	019813908458	4
TEMP-60-850/15CP	H10076(TEMP-60-850/15CP)	192552005272	4
TEMP-100-850/25CP	H10077(TEMP-100-850/25CP)	192552005289	4
TEMP-150-850/35CP	H10078(TEMP-150-850/35CP)	192552005296	4

ORDERING MATRIX

Family	Wattage		CRI/Color Temp		Cord & Plug	
TEMP	-		-	850		
	150	150W	850	80 CRI, 5000K	Blank	6 ft. cord & plug
	100	100W			/15CP	15 ft. cord & plug
	60	60W			/25CP	25 ft. cord & plug
					/35CP	35 ft. cord & plug