


RAB®



- ✓ Power Adjustable
- ✓ Color Adjustable
- ✓ Selectable Photocell

WP123 XFU

The 3-way adjustable wall pack.

WP123 XFU with 3-way control.



FIELD ADJUSTABLE



DLC PREMIUM LISTED**



100K HOURS



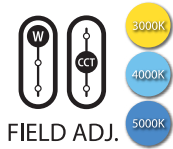
UL CERTIFIED




IP65 RATED



5-YEAR LIMITED WARRANTY**



FIELD ADJ.



ON/OFF
PHOTOCELL



3-Way field adjustability.

All sizes of these wall packs have 3-way field adjustability: 3 selectable wattages, 3 selectable color temperatures, and an on/off photocell, giving you 18 SKUs in one wall pack. This is a game changer in the world of ultra-economy fixtures!

Traditional on the outside, cutting edge on the inside.

With a classic, prismatic glass design, the WP123 XFU comes in three sizes that cover the footprint of most outdated metal halide wall packs. With 8 different lumen packages to choose from, it's easy to find exactly what you need.



Size	Model	Lumen Output
WP1 XFU	29	4,200/2,900/2,200lm
WP2 XFU	29	4,200/3,000/2,300lm
	40	5,700/4,300/2,900lm
	60	9,100/6,900/5,400lm
	80	11,600/8,700/5,900lm
	100	15,000/12,000/9,400lm
WP3 XFU	50	7,500/6,000/4,500lm
	120	16,900/14,200/11,500lm
	150	21,500/18,800/14,600lm

High performance.


This family delivers a super-high efficacy of up to 169 lm/W and 80+ CRI. Its output is smooth and quiet and comes without the flickering or humming often found in ultra-economy lighting.



HE
HIGH
EFFICACY



FLICKER-FREE



80 CRI

Ordering Matrix

Product Family	Wattage*	Color Temp	Finish	Driver	Options					
WP1XFU WP2XFU WP3XFU	29 40 60 100 120	15/20/29W 20/30/40W 35/45/60W 60/80/100W 80/100/120W	Blank	5000/4000/3000K Selectable	Blank	Bronze	Blank	120-277V	Blank	Selectable Photocell Control

*15/20/29W is available in WP1XFU only. 20/30/40W, 35/45/60W, 60/80/100W is available in WP2XFU only. 80/100/120W is available in WP3XFU only.

**Visit rablighting.com to see which models are DLC listed **RAB's warranty is subject to all terms and conditions found at rablighting.com/warranty