


Several beam angles,  
one...singular...floodlight.  
X22—the most flexible floodlight available.

# X22




## Groundbreaking technology.

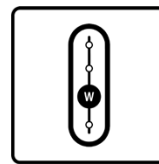
The X22 gives you more features in one single floodlight.



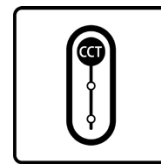
ADJUSTABLE BEAM ANGLE  
(medium/wide/very wide)



2 Mounts



4 Wattages



3 CCTs



On/off Photocell

# RAB®



50,000 HOUR LED LIFESPAN



AVAILABLE ON THE 150W MODELS



5-YEAR LIMITED WARRANTY

RAB's warranty is subject to all terms and conditions found at [rablighting.com/warranty](http://rablighting.com/warranty)

## Five levels of selectability!

The X22 series not only gives you the flexibility of controlling beam angle, wattage, CCT, and photocell—it also comes with two mounting options right out of the box for a mind-blowing 144 SKUs in ONE SINGLE FLOODLIGHT!

144 SKUs in 1 Flood!



20W with knuckle and yoke mounts



35W with knuckle and yoke mounts



60W with knuckle and trunnion mounts



80W with knuckle and trunnion mounts



150W with slipfitter and trunnion mounts

## Perfect for everyday use.

Models of the X22 are available in both white and bronze with an adjustable distribution that makes them the optimal floodlight for a large variety of general-purpose applications.

All models also come standard with 0-10V dimming.



## Mounting accessories.

Yoke mounts are available for the 60W models.



X22YOKE60



X22YOKE60W

## Ordering Matrix

Product Family	Wattage	Color Temp	Mounting*	Finish	Optics	Voltage	Options
X22	20 35 60 80 150	Blank 3000/4000/5000K CCT Adjustable	Blank Knuckle & Yoke (20 & 35W) Blank Knuckle & Trunnion (60 & 80W) Blank Slipfitter & Trunnion (150W)	Blank W Bronze White	Blank Selectable Beam Angle (55-100 deg) Medium to Very Wide Flood	Blank /480** 120-277V 480V	Blank Selectable on/off Photocell

\*Both mounting options included in the package.  
\*\*for 150W model only

