

Contemporary and versatile LED cylinders.
Make buildings look great both inside and out.



RAB[®]
RABLIGHTING.COM • 888 722-1000

CDLED™

- Sleek, contemporary, architectural-grade design
- Available in 2", 4", and 6" diameters, and various beam angles
- 3 mounting options: wall, surface or pendant
- Universal dimming driver (TRIAC, ELV and 0-10V)
- Offered in black, silver, white and bronze finishes
- 50,000-Hour LED lifespan



RAB's warranty is subject to all terms and conditions found at rablighting.com/warranty


A complete design solution.

The cylinder family was crafted to complement our existing downlight and architectural product lines. Models are available in 4 finishes: white, silver and black (*all matte*) to match the BOA and HALV families, and bronze to match our vast portfolio of outdoor fixtures.



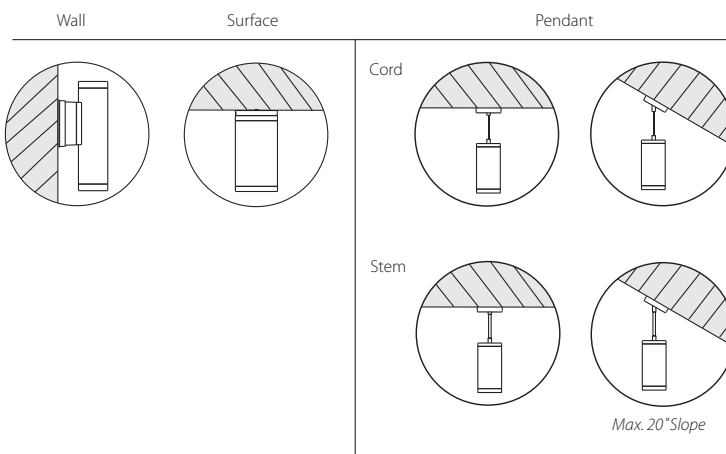
The control of a downlight.

CDLEDs are available with various beam angles and distributions, making them ideal solutions for applications that require downlight performance without recessed mounting.



In or out, you decide.

All CDLEDs are UL listed for wet locations, making them a great option for both indoor and outdoor applications—from kitchens, conference rooms and auditoriums, to entryways, façades and awnings.



Specifications

UL Listing

Suitable for wet locations

IESNA LM-79 & IESNA LM-80 Testing

RAB LED luminaire and LED components have been tested by an independent laboratory in accordance with IESNA LM-79 and LM-80

Lifespan

50,000-hour LED lifespan based on IES LM-80 results and TM-21 calculations

LEDs

Long-life, high-efficacy, surface-mount LEDs

Driver

Constant Current, Class 2, 120-277V, 50/60 Hz

(10W): 0.10A @ 120V; 0.06A @ 208V; 0.05A @ 240V; 0.05A @ 277V

(20W): 0.18A @ 120V; 0.11A @ 208V; 0.10A @ 240V; 0.09A @ 277V

(26W): 0.24A @ 120V; 0.14A @ 208V; 0.12A @ 240V; 0.12A @ 277V

(40W): 0.30A @ 120V; 0.22A @ 208V; 0.19A @ 240V; 0.14A @ 277V

Dimming Driver

0-10V (at 120-277V), TRIAC and ELV (at 120V only).

See rablighting.com for dimming compatibility chart.

Ambient Operating Temperature

-35°C (-31°F) to 40°C (104°F)

Color Stability

LED color temperature is warrantied to shift no more than 200K in CCT over a 5-year period

Lens

Solite® Microprismatic lens (for increased light transmittance and maximum glare control)

Reflector

Reflective specular finish optimized for uniform distribution

2" Optics: 20°, 30°, 40° or Grazer (WW)

4" & 6" Optics: 50° or 80°

Finish

Formulated for high durability and long-lasting color

Green Technology

Mercury and UV free. RoHS-compliant components.

Warranty

RAB warrants that our LED products will be free from defects in materials and workmanship for a period of five (5) years from the date of delivery to the end user, including coverage of light output, color to all terms and conditions found at rablighting.com/warranty

Ordering Matrix

Product Family	Size	Mounting	Wattage	Optic	CRI and CCT	Finish
CDLED	2	2"	10W	20D	927	W
		WD	10W	20°	90 CRI, 2700K	Matte white
		WU	Not available in W mount	30D	90 CRI, 3000K	K
		W		40D	90 CRI, 3500K	S
		S	20W	WW	90 CRI, 4000K	Z
		PC	Only available in W mount			
		PS				

Product Family	Size	Mounting	Wattage	Optic	CRI and CCT	Finish
CDLED	4	4"	20W	50D	927	W
		WD	20W	50°	90 CRI, 2700K	Matte white
		WU	Not available in W mount	80D	90 CRI, 3000K	K
		W	40W		90 CRI, 3500K	S
		S	Only available in W mount		90 CRI, 4000K	Z
		PC				
		PS	26W		90 CRI, 5000K	
			Only available in 6" models			
			Not available in W mount			

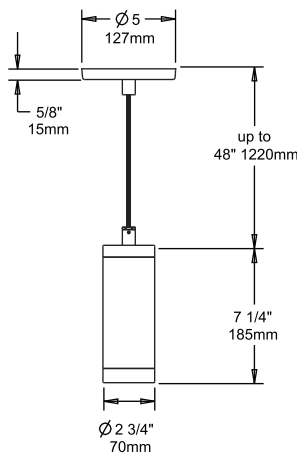


*Pendant cord (PC) mounting comes with a 48" cord, standard. Cut to desired length in field.

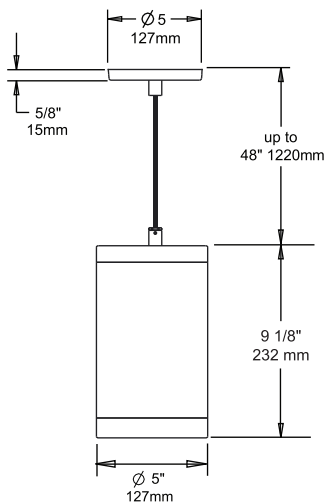
**Pendant Stem (PS) mounting comes with components to create 12, 24, 36, or 48" stem in field.

Pendant

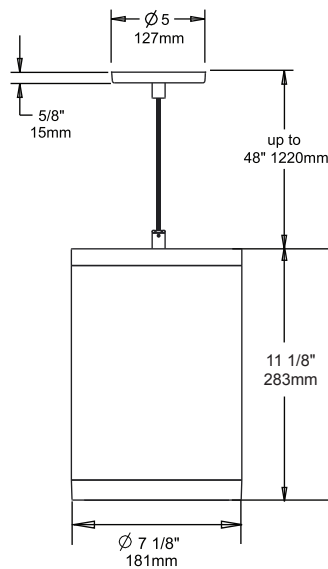
2"



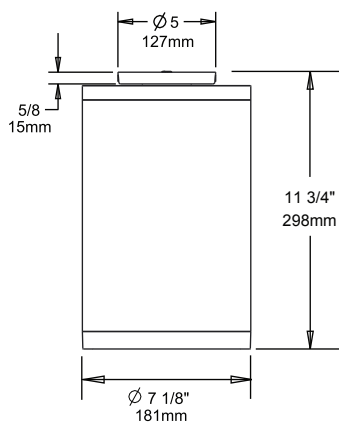
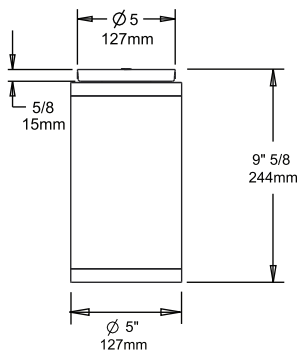
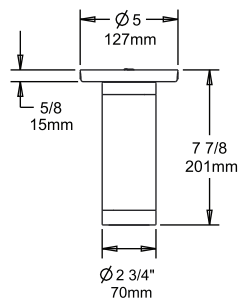
4"



6"



Surface



Wall

