

H15 Field-Adjustable High Bay



H15B



H15



H15XLB



H15XL



PROJECT: _____

DATE: _____

TYPE: _____

PREPARED BY: _____



KEY FEATURES

- **Selectable power:**
H15: 150/120/100W
H15XL: 240/200/150W
- **Selectable CCT: 3000/4000/5000K adjustable**
- **Input voltage: 120-277V or 480V**
- **Suitable for wet locations**
- **Battery backup and sensors sold separately as shown on the accessory list**
- **5-year, limited warranty**

Field-Adjustable High Bay



PERFORMANCE

H15	3000K	4000K	5000K	3000K	4000K	5000K	3000K	4000K	5000K
Wattage	150W			120W			100W		
Input Watts	155.1W	147.5W	154.5W	120.6W	116.3W	121.2W	98.1W	95.1W	98.3W
Lumens	20,675	23,024	21,570	17,214	18,929	18,229	14,708	15,953	15,488
Efficacy	133.3	156.1	139.6	142.7	162.8	150.4	149.9	167.7	157.6
CRI	81	83	82	81	83	82	81	83	82
Voltage Rating	120-277V								

H15/480	3000K	4000K	5000K	3000K	4000K	5000K	3000K	4000K	5000K
Wattage	150W			120W			100W		
Input Watts	152.8W	145.8W	151.9W	121.6W	117.4W	121.3W	102.3W	99.0W	102.0W
Lumens	20,793	23,066	21,558	17,350	19,037	18,111	15,049	16,279	15,733
Efficacy	136.1	158.2	141.9	142.7	162.2	149.3	147.1	164.4	154.2
CRI	80	83	82	80	83	82	80	83	82
Voltage Rating	480V								

H15XL	3000K	4000K	5000K	3000K	4000K	5000K	3000K	4000K	5000K
Wattage	240W			200W			150W		
Input Watts	236.5W	225.8W	236.8W	195.5W	187.8W	195.9W	146.8W	142.1W	147.0W
Lumens	31,998	35,618	33,753	27,899	30,592	29,282	22,427	24,142	23,552
Efficacy	135.3	157.7	142.5	142.7	162.9	149.5	152.8	169.9	160.2
CRI	81	84	82	81	84	82	82	84	82
Voltage Rating	120-277V								

H15 Field-Adjustable High Bay



PERFORMANCE

H15XL/480	3000K	4000K	5000K	3000K	4000K	5000K	3000K	4000K	5000K
Wattage	240W			200W			150W		
Input Watts	237.6W	225.7W	236.3W	194.9W	186.8W	194.4W	147.0W	142.1W	146.8W
Lumens	32,761	36,125	34,148	28,210	30,688	29,340	22,425	24,021	23,373
Efficacy	137.9	160.1	144.5	144.7	164.3	150.9	152.6	169.0	159.2
CRI	80	83	82	80	83	82	81	83	82
Voltage Rating	480V								

TECHNICAL SPECIFICATIONS

COMPLIANCE

UL Listed

Suitable for wet locations

DLC Listed

This product family is listed with the DesignLights Consortium (DLC). Individual SKUs within this family may carry either a DLC Standard or DLC Premium qualification. Please refer to the individual product specification sheet or the DLC Qualified Products List (QPL) at designlights.org to confirm the qualification status of a specific SKU prior to specification or purchase.

CONSTRUCTION

Cold Weather Starting

The minimum starting temperature is -40°C (-40°F)

Cold Weather Starting for Battery Backup

The minimum starting temperature is 0°C (32°F)

Maximum Ambient Temperature

Suitable for use in up to 50°C (122°F)

Maximum Ambient Temperature for Battery Backup

Suitable for use in up to 50°C (122°F)

Mounting

Comes standard with a hanging hook and a 6-foot cord. Heavy-duty 3/4"-14 NPT hook and 3/4"-14 pendant mount capable (pendant by others).

Housing

Precision die-cast aluminum

Lens

Polycarbonate

Reflector

Polycarbonate with aluminum plating

Green Technology

Mercury and UV free. RoHS-compliant components.

Finish

Formulated for high durability and long lasting color

IP Rating:

Ingress protection rating of IP65 for dust and water

LED CHARACTERISTICS

LEDs

Long-life, high-efficacy, discrete, surface-mount LEDs

Color Consistency

7-step MacAdam Ellipse binning to achieve consistent fixture-to-fixture color

Color Uniformity

RAB's range of Correlated Color Temperature follows the guidelines of the American National Standard for Specifications for the Chromaticity of Solid State Lighting (SSL) Products, ANSI C78.377-2017.

ELECTRICAL

Drivers:

Constant Current, Class 1, 120-277V, 50/60 Hz

H15 / H15B:

150W: 120V: 1.25A, 208V: 0.72A, 240V: 0.63A, 277V: 0.55A

120W: 120V: 0.98A, 208V: 0.57A, 240V: 0.50A, 277V: 0.44A

100W: 120V: 0.84A, 208V: 0.49A, 240V: 0.43A, 277V: 0.38A

H15XL / H15XLB:

240W: 120V: 2.00A, 208V: 1.14A, 240V: 1.00A, 277V: 0.87A

200W: 120V: 1.65A, 208V: 0.95A, 240V: 0.83A, 277V: 0.72A

150W: 120V: 1.20A, 208V: 0.71A, 240V: 0.62A, 277V: 0.55A

Constant Current, Class 1, 480V, 50/60 Hz

H15B:

150W: 480V: 0.33A

120W: 480V: 0.27A

100W: 480V: 0.23A

H15XL / H15XLB:

240W: 480V: 0.52A

200W: 480V: 0.43A

150W: 480V: 0.33A

Dimming Driver:

Driver includes wiring for 0-10V dimming systems. Dim as low as 10%.

Battery Backup:

Battery backup will operate the LED Lamp for 90 minutes if power falls. Wired for 120-277V.

Emergency Light Loss Factor:

H15 / H15B:

150W: 22.43%

120W: 26.88%

100W: 30.75%

H15XL / H15XLB:

240W: 15.09%

200W: 17.43%

150W: 21.49%

H15 Field-Adjustable High Bay



TECHNICAL SPECIFICATIONS (CONTINUED)

ELECTRICAL

Surge Protection:

6kV + 6kV

THD: @4000K

H15 / H15B:

150W: 3.1% at 120V, 7.8% at 277V
120W: 3.5% at 120V, 8.6% at 277V
100W: 3.8% at 120V, 10.0% at 277V

H15XL / H15XLB:

240W: 2.0% at 120V, 7.5% at 277V
200W: 2.3% at 120V, 9.1% at 277V
150W: 2.6% at 120V, 12.5% at 277V

H15 / H15B:

150W: 9.82% at 480V
120W: 13.5% at 480V
100W: 16.4% at 480V

H15XL / H15XLB:

240W: 5.9% at 480V
200W: 9.3% at 480V
150W: 14.5% at 480V

Power Factor: @4000K

H15 / H15B:

150W: 99.8% at 120V, 95.2% at 277V
120W: 99.7% at 120V, 93.2% at 277V
100W: 99.6% at 120V, 90.8% at 277V

ELECTRICAL (CONTINUED)

H15XL / H15XLB:

240W: 99.9% at 120V, 96.2% at 277V
200W: 99.8% at 120V, 95.0% at 277V
150W: 99.7% at 120V, 92.3% at 277V

H15 / H15B:

150W: 93.7% at 480V
120W: 91.0% at 480V
100W: 88.3% at 480V

H15XL / H15XLB:

240W: 96.2% at 480V
200W: 94.7% at 480V
150W: 91.8% at 480V

OTHER

Warranty

The RAB 5-year, limited warranty covers light output, driver performance and paint finish. RAB's warranty is subject to all terms and conditions found at rablighting.com/warranty.

Lifespan

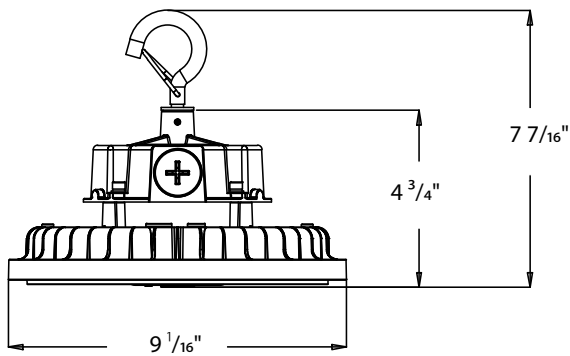
100,000 Hour LED lifespan based on IES LM-80 results and TM-21 calculations

DIMENSIONS

H15 / H15B (150/120/100W)

Weight (120-277V): 4.1 lbs

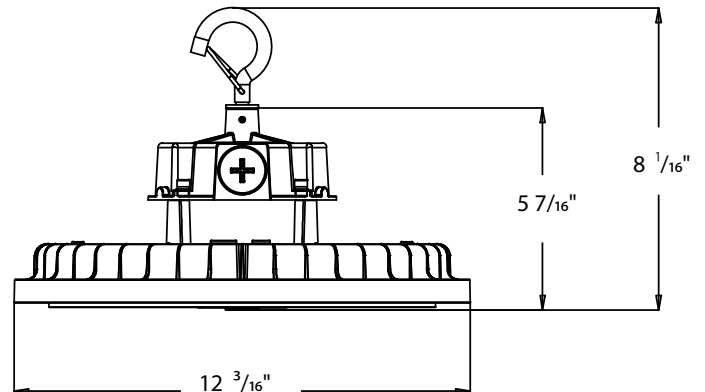
Weight (480V): 5.0 lbs



H15XL / H15XLB (240/200/150W)

Weight (120-277V): 6.4 lb





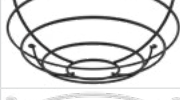







Weight (480V): 6.6 lbs



H15 Field-Adjustable High Bay



















ACCESSORIES

Image	SKU#	UPC	Description
	H15-RPC	192552053532	H15 REFLECTOR POLYCARBONATE
	H15-RAL	192552053549	H15 REFLECTOR ALUMINUM
	H15XL-RAL	192552053556	H15XL REFLECTOR ALUMINUM
	H15-WG	192552053495	H15 WIRE GUARD WHITE
	H15B-WG	192552053501	H15B WIRE GUARD BLACK
	H15XL-WG	192552053518	H15XL WIRE GUARD WHITE
	H15XLB-WG	192552053525	H15XLB WIRE GUARD BLACK
	EMHB30	192552030137	EM BATT 30W 150W-240W HIGHBAY WHITE
	EMHB30B	192552036412	EM BATT 30W 150W-240W HIGHBAY BLACK
	EMHB30/LCB	192552036429	EM BATT 30W 150W-240W HIGHBAY LC BLUE WHITE
	EMHB30B/LCB	192552036436	EM BATT 30W 150W-240W HIGHBAY LC BLUE BLACK
	EMHB40/480	192552016834	EM 40W 277-480Vac WHITE

H15 Field-Adjustable High Bay



ACCESSORIES

Image	SKU#	UPC	Description
	PIR40	192552026000	PIR SENSOR MAX 12M HEIGHT IP66 WHITE
	PIR40/LCB	192552014151	LC BLUE CONTROLLER WITH INTEGRATED PIR SENSOR
	PIR40B	192552042307	PIR SENSOR MAX 12M HEIGHT IP66 BLACK
	PIR40B/LCB	192552036917	LC BLUE CONTROLLER BLACK WITH INTEGRATED PIR SENSOR
	MVS50	192552025997	MVS SENSOR MAX 15M HEIGHT IP65 WHITE
	MVS50/LCB	192552014168	LC BLUE CONTROLLER WITH INTEGRATED MVS SENSOR
	MVS50B	192552042314	MVS SENSOR MAX 15M HEIGHT IP65 BLACK
	MVS50B/LCB	192552036924	LC BLUE CONTROLLER BLACK WITH INTEGRATED MVS SENSOR
	PIR20	192552026024	PIR SENSOR MAX 6M HEIGHT IP66 INDOOR
	PIR20/LCB	192552042246	LC BLUE CONTROLLER 6M HEIGHT WITH INTEGRATED PIR SENSOR
	PIR20B	192552042284	PIR SENSOR MAX 6M HEIGHT IP66 INDOOR BLACK
	PIR20B/LCB	192552042260	LC BLUE CONTROLLER BLACK 6M WITH INTEGRATED PIR SENSOR
	MVS20	192552026017	MVS SENSOR MAX 6M HEIGHT IP65 INDOOR
	MVS20/LCB	192552042253	LC BLUE CONTROLLER 6M HEIGHT WITH INTEGRATED MVS SENSOR
	MVS20B	192552042291	MVS SENSOR MAX 6M HEIGHT IP65 INDOOR BLACK
	MVS20B/LCB	192552042277	LC BLUE CONTROLLER BLACK 6M WITH INTEGRATED MVS SENSOR

H15 Field-Adjustable High Bay



OTHER COMPATIBLE ACCESSORIES

Image	SKU#	UPC	Description	Weight
	H17-PM KIT	192552022064	PENDANT MOUNT KIT WHITE WITH ADAPTER	
	H17B-PM KIT	192552034883	H17 PENDANT MOUNT KIT WITH ADAPTER BLACK	
	H17-SM KIT	192552022040	H17 YOKE SURFACE MOUNT WHITE	
	H17B-SM KIT	192552034890	H17 YOKE SURFACE MOUNT BLACK	
	H17XL-RPC	192552022101	H17X REFLECTOR PC	
	H17-RDL	192552022132	DROP LENS H17	

ORDERING MATRIX

H15

Family	Wattage	Color Temp	Finish	Driver
H15				
BLANK XL	150/120/100W 240/200/150W	BLANK 3000/4000/5000K, CCT Adjustable	BLANK B White Black	BLANK /480 120-277V, 0-10V Dimming 480V, 0-10V Dimming