

T34 Ultra-Economy, Field-Adjustable Panels



PROJECT:

DATE:

TYPE:

PREPARED BY:



KEY FEATURES

Ultra-economy, field-adjustable Power and CCT

Power: 2X2 models - 20/30/40W (30W factory default)

1X4 models - 20/30/40W (30W factory default)

2X4 models - 30/40/50W (40W factory default)

CCT: 5000/4000/3500K (4000K factory default)

DLC Premium and DLC listed

CCEA Compliant

Ultra-economy, field-adjustable panels



0-10V



50,000
HOURS



DAMP
RATED



IC
RATED



FIELD
ADJUSTABLE

TECHNICAL SPECIFICATIONS

CONSTRUCTION

Cold Weather Starting

The minimum starting temperature is -20°C (-4°F)

Maximum Ambient Temperature

Suitable for use in up to 40°C (104°F)

Mounting

Recessed into T-grid ceiling. Surface and recessed mounting kits available for drywall ceilings.

Housing

Plastic frame & galvanized steel back housing

Lens

Frosted Polystyrene (PS)

Green Technology

Mercury and UV free. RoHs-compliant components.

Finish

Formulated for high durability and long-lasting color

IC Rated

Suitable for direct contact with insulation

ELECTRICAL

Drivers:

Constant Current, Class 2, Class P, 120-277V, 50/60 Hz,
20W: 120V: 0.17A, 208V: 0.10A, 240V: 0.09A, 277V: 0.08A
30W: 120V: 0.25A, 208V: 0.15A, 240V: 0.13A, 277V: 0.11A
40W: 120V: 0.34A, 208V: 0.20A, 240V: 0.17A, 277V: 0.15A
50W: 120V: 0.42A, 208V: 0.24A, 240V: 0.21A, 277V: 0.18A

Dimming Driver:

Driver includes dimming control wiring for 0-10V dimming systems.
Requires separate 0-10V DC dimming circuit. Dims down to 10%.

COMPLIANCE

UL Listed

Suitable for damp locations

DLC Listed

T34 FA is listed by Design Lights Consortium (DLC) as a standard DLC and T34 FAHE is listed as an ultra-efficient premium product that qualifies for the highest tier of rebates from DLC Member Utilities. Designed to meet DLC 5.1 requirements.

DLC Family Code:

T34 FA: BBBFYY

T34 FAHE: BBBFVX

IESNA LM-79 & LM-80 Testing

RAB LED luminaires and LED components have been tested by an independent laboratory in accordance with IESNA LM-79 and LM-80.

LED CHARACTERISTICS

LEDs

Long-life, high-efficacy, discrete, surface-mount LEDs

PERFORMANCE

Lifespan

50,000-Hour LED lifespan based on IES LM-80 results and TM-21 calculations

OTHER

Warranty


The RAB 5-year, limited warranty covers light output, driver performance and paint finish. RAB's warranty is subject to all terms and conditions found at rablighting.com/warranty.

T34 Ultra-Economy, Field-Adjustable Panels

DIMENSIONS


T34 FA and T34 FAHE 2X2 (40/30/20W)

Weight: 5.4 lbs




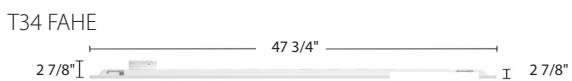

T34 FA 1X4 (40/30/20W)

Weight: 5.6 lbs



T34 FA and T34 FAHE 2X4 (50/40/30W)

Weight: 10.0 lbs



T34 Ultra-Economy, Field-Adjustable Panels

PERFORMANCE									
T34FA-2X2	5000K	4000K	3500K	5000K	4000K	3500K	5000K	4000K	3500K
WATTS	40W			30W			20W		
LUMENS	4100	4328	4089	3271	3411	3259	2279	2341	2282
INPUT WATTS	34.4W	33W	34.4W	26.5W	25.6W	27.1W	17.9W	17.5W	18.0W
LM/W	119.2	131.1	118.8	123.4	133.1	120.3	127.2	134.1	126.9
CRI	83	83	82	83	84	81	84	84	81
INPUT VOLTAGE	120-277V			120-277V			120-277V		
T34FA-1X4	5000K	4000K	3500K	5000K	4000K	3500K	5000K	4000K	3500K
WATTS	40W			30W			20W		
LUMENS	3920	4089	3884	3104	3223	3083	2139	2198	2137
INPUT WATTS	34.3W	32.8W	34.3W	26.3W	25.4W	26.4W	17.6W	17.2W	17.7W
LM/W	114.3	124.7	113.2	118.0	126.9	116.8	121.5	127.8	120.7
CRI	83	84	82	83	84	82	83	84	83
INPUT VOLTAGE	120-277V			120-277V			120-277V		
T34FA-2X4	5000K	4000K	3500K	5000K	4000K	3500K	5000K	4000K	3500K
WATTS	50W			40W			30W		
LUMENS	5817	6027	5702	4914	4989	4768	3911	3943	3833
INPUT WATTS	47.1W	44.6W	47.4W	38.3W	36.6W	38.2W	29.6W	28.4W	29.7W
LM/W	123.5	135.1	120.3	128.2	136.3	124.8	132.0	139.0	128.9
CRI	83	84	81	83	84	81	84	84	81
INPUT VOLTAGE	120-277V			120-277V			120-277V		
T34FAHE-2X2	5000K	4000K	3500K	5000K	4000K	3500K	5000K	4000K	3500K
WATTS	40W			30W			20W		
LUMENS	5356	5545	5286	4269	4373	4211	2814	2848	2773
INPUT WATTS	41.3W	39.6W	41.2W	32.0W	30.9W	31.9W	20.7W	20.6W	20.6W
LM/W	129.8	140.0	128.4	133.5	141.6	132.0	136.1	141.2	134.6
CRI	83	84	83	83	84	83	83	85	84
INPUT VOLTAGE	120-277V			120-277V			120-277V		
T34FAHE-2X4	5000K	4000K	3500K	5000K	4000K	3500K	5000K	4000K	3500K
WATTS	50W			40W			30W		
LUMENS	5870	6092	5970	4824	4977	4900	3828	3922	3887
INPUT WATTS	44.2W	41.9W	44.2W	35.5W	35.8W	35.4W	27.6W	26.5W	27.5W
LM/W	132.7	145.5	135.1	136.1	147.1	138.5	138.9	148.0	141.5
CRI	83	84	83	83	84	83	83	85	83
INPUT VOLTAGE	120-277V			120-277V			120-277V		

T34 Ultra-Economy, Field-Adjustable Panels

ORDERING MATRIX

T34 FA

Family	Size (Wattages)	Color Temp	Finish	Voltage	Options
T34FA	2X2 2'X2' (40/30/20W) 1X4 1'X4' (40/30/20W) 2X4 2'X4' (50/40/30W)	Blank Field Adjustable 5000/4000/3500K	Blank White	Blank 0-10V Dimming, 120-277V	Blank No Option /LC Lightcloud Controller /LCB Lightcloud Blue /MVS Microwave Occupancy Sensor /E Battery Backup

T34 FAHE

Family	Size (Wattages)	Color Temp	Finish	Voltage	Options
T34FAHE	2X2 2'X2' (40/30/20W) 2X4 2'X4' (50/40/30W)	Blank Field Adjustable 3500/4000/5000K	Blank White	Blank 0-10V Dimming, 120-277V	Blank No Option /LC Lightcloud Controller /LCB Lightcloud Blue /E Battery Backup