

Ultra economy that
gets the job done right.

W34™

At RAB, lowest price still means highest standards.

RAB | Outdoor

W34™

- Available in 6 lumen packages
(replaces up to 400W MH; see performance on back page):
Small – 3,600 lm and 4,100 lm
Medium – 6,600 lm, 8,600 lm or 10,900 lm
Large – 18,100 lm
- Integrated 0-10V dimming
- Available with photocell or microwave occupancy sensor
- Lightcloud®-enabled models offered
- 50,000-Hour LED lifespan



RAB's warranty is subject to all terms and conditions found at rablighting.com/warranty.




Save even more with utility rebates. W34 models are DLC listed.



Optimized to deliver value.

Products in the W34 family combine the open-face look of traditional wall packs with a cost-efficient design that streamlines the replacement cycle of outdated or inoperable fixtures. You get exactly what you need to get the job done right...all at a fantastic price point.



Light and motion sensing.

Button photocell and microwave occupancy sensor accessories are available as factory-installed options to provide additional energy savings by turning lights on only when you need them.



Simple, powerful lighting control.

All models are available with factory-installed Lightcloud integration, for use with our commercial, wireless lighting control system and service.

Specifications

UL Listing:

Suitable for wet locations. Suitable for mounting within 4 feet of the ground

LEDs:

Long-life, high-efficacy, surface-mount LEDs

Lifespan:

50,000-hour LED lifespan based on IES LM-80 and TM-21 calculations

Drivers:

(30L): Constant Current, Class 2, 120-277V, 50/60Hz, 120V: 0.25A, 208V: 0.15A, 240V: 0.13A, 277V: 0.12A

Constant Current, Class 2, 480V, 50/60Hz, 480V: 0.07A

(35L): Constant Current, Class 2, 120-277V, 50/60Hz, 120V: 0.29A, 208V: 0.16A, 240V: 0.14A, 277V: 0.13A

Constant Current, Class 2, 480V, 50/60Hz, 480V: 0.08A

(55L): Constant Current, Class 2, 120-277V, 50/60Hz, 120V: 0.45A, 208V: 0.24A, 240V: 0.21A, 277V: 0.19A

Constant Current, Class 2, 480V, 50/60Hz, 480V: 0.11A

(70L): Constant Current, Class 2, 120-277V, 50/60Hz, 20V: 0.58A, 208V: 0.34A, 240V: 0.29A, 277V: 0.25A

Constant Current, Class 2, 480V, 50/60Hz, 480V: 0.15A

(90L): Constant Current, Class 2, 120-277V, 50/60Hz, 120V: 0.73A, 208V: 0.42A, 240V: 0.36A, 277V: 0.32A

Constant Current, Class 2, 480V, 50/60Hz, 480V: 0.18A

(150L): Constant Current, Class 1, 120-277V, 50/60Hz, 120V: 1.17A, 208V: 0.67A, 240V: 0.58A, 277V: 0.52A

Constant Current, Class 2, 480V, 50/60Hz, 480V: 0.30A

0-10V Dimming (Standard):

Driver includes dimming control wiring for 0-10V dimming systems. Requires separate 0-10V DC dimming circuit. Dims as low as 10%.

Color Uniformity:

RAB's range of CCT (Correlated Color Temperature) follows the guidelines of the American National Standard for Specifications for the Chromaticity of Solid State Lighting (SSL) Products, ANSI C78.377-2017.

Housing:

Die-cast aluminum

Lens:

Glass

Reflector:

Specular aluminum

Cold Weather Starting:

Minimum starting temperature is -40°C (-40°F)

Maximum Ambient Temperature:

Suitable for use in 40°C (104°F)

Mounting:

Die-cast backbox with four (4) conduit entry points and knockout pattern for junction box or direct wall mounting. Hinged door for easy re-assembly.

Green Technology:

Mercury and UV free. RoHS-compliant components.

Finish:

Formulated for high durability and long-lasting color

5 Yr Limited Warranty:

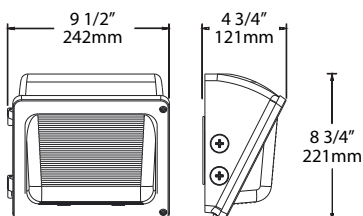
The RAB 5-year, limited warranty covers light output, driver performance and paint finish. RAB's warranty is subject to all terms and conditions found at rablighting.com/warranty.

Buy American Act Compliance:

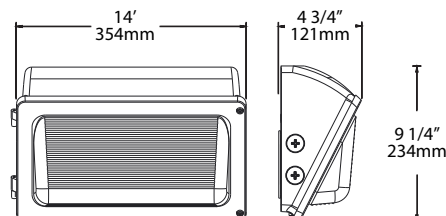
RAB values USA manufacturing! Upon request, RAB may be able to manufacture this product to be compliant with the Buy American Act (BAA). Please contact customer service to request a quote for the product to be made BAA compliant.

Dimensions & Weights

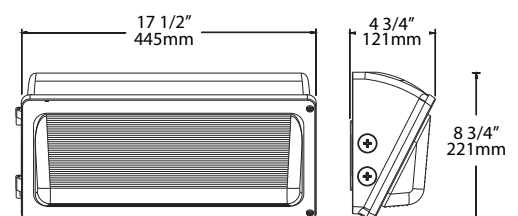
W34-30L/35L Weight: 6.8 lbs



W34-55L/70L/90L Weight: 10.8 lbs



W34-150L Weight: 13.3 lbs



Performance

W34 Small

	3,100lm		3,600lm	
Color Temperature	5000K	3000K	5000K	3000K
Input Watts	29	29	34	34
Output Lumens	3,604	3,496	4,171	4,046
Lumens Per Watt	124	120	125	121
Color Accuracy (CRI)	84	84	84	84
	<i>(Replaces 70W MH)</i>		<i>(Replaces 100W MH)</i>	

W34 Medium

	5,400lm		7,200lm		9,100lm	
Color Temperature	5000K	3000K	5000K	3000K	5000K	3000K
Input Watts	51	52	68	69	87	87
Output Lumens	6,528	6,315	8,676	8,392	10,954	10,596
Lumens Per Watt	127	122	127	123	127	122
Color Accuracy (CRI)	84	84	84	84	84	84
	<i>(Replaces 150W MH)</i>		<i>(Replaces 200W MH)</i>		<i>(Replaces 250W MH)</i>	

W34 Large

	15,000lm	
Color Temperature	5000K	3000K
Input Watts	138	139
Output Lumens	18,182	17,646
Lumens Per Watt	131	127
Color Accuracy (CRI)	84	84
	<i>(Replaces 400W MH)</i>	

Ordering information

Family	Lumen Package	CRI/CCT	Voltage	Options
W34				
	30L 3100lm, 30W 35L 3600lm, 33W 55L 5400lm, 51W 70L 7200lm, 69W 90L 9100lm, 87W 150L 15000lm, 136W	Blank 80 CRI, 5000K 830 80 CRI, 3000K	Blank 120-277V, 0-10V Dimming /480 480V, 0-10V Dimming	Blank No Option /PCU 120-277V Button Photocell /MVS 120-277V Microwave Sensor /LC 120-277V Lightcloud® Control



Need premium wall packs?
 For twice the lifespan, more variety and a no-compromise warranty, check out our WP1/WP2/WP3 series of traditional, glass-front LED wall packs.