

W34 Ultra-Economy Wallpack



W34S



W34M



W34L



PROJECT: _____

DATE: _____

TYPE: _____

PREPARED BY: _____



KEY FEATURES

- * Economy-grade wall pack with traditional look
- * Available in three different sizes/power selectable models:
W34S: 35/25/17W
W34M: 80/60/40W
W34L: 150/100/75W
- * Available field-adjustable CCT: 3000/4000/5000K
- * Voltage ratings: 120-277V
- * 0-10V dimming
- * Suitable for wet locations
- * 5-years, limited warranty

W34 Field-adjustable, ultra-economy wallpack



PERFORMANCE:

W34S	3000K	4000K	5000K	3000K	4000K	5000K	3000K	4000K	5000K
Wattage	35W			25W			17W		
Input Watts	39.1W	37.4W	38.8W	29.2W	28.3W	29W	19.3W	18.7W	19.2W
Lumens	5,133	5,574	5,453	4,020	4,312	4,274	2,728	2,861	2,881
Lm/W	131.3	149.0	140.5	137.7	152.4	147.4	141.3	153.0	150.1
CRI	73	75	74	74	75	74	74	75	74
Voltage Ratings	120-277V								

W34M	3000K	4000K	5000K	3000K	4000K	5000K	3000K	4000K	5000K
Wattage	80W			60W			40W		
Input Watts	89.7W	85.5W	88.9W	65.5W	63.1W	65.1W	42.8W	41.6W	42.5W
Lumens	11,444	12,495	12,272	8,879	9,625	9,588	6,174	6,552	6,616
Lm/W	127.6	146.1	138.0	135.6	152.5	147.3	144.3	157.5	155.7
CRI	76	77	75	76	77	75	76	77	75
Voltage Ratings	120-277V								

W34 Ultra-Economy Wallpack

PERFORMANCE:

W34L	5000K	4000K	3000K	5000K	4000K	3000K	5000K	4000K	3000K
Wattage	150W			100W			75W		
Input Watts	145W	137.9W	143.9W	106.1W	101.5W	105W	72.9W	70.4W	72.3W
Lumens	20,563	21,852	21,123	15,866	16,696	16,472	11480	11,905	11,892
Lm/W	141.8	158.5	146.8	149.5	164.5	156.9	157.5	169.1	164.5
CRI	72	75	75	72	75	75	73	75	75
Voltage Ratings	120-277V								

TECHNICAL SPECIFICATIONS

COMPLIANCE

UL Listed

Suitable for wet locations

DLC Listed

This product family is listed with the Design Lights Consortium (DLC). Individual SKUs with this family may carry either a DLC Standard or DLC Premium qualification. Please refer to the individual product specification sheet or the DLC Qualified Product list (QPL) at designlights.org to confirm the qualification status of a specific SKU prior to specification or purchase.

LED CHARACTERISTICS

LEDs

Long-life, high-efficacy, surface-mount LEDs

Color Uniformity

RAB's range of Correlated Color Temperature follows the guidelines of the American National Standards for Specifications for the Chromaticity of Solid State Lighting (SSL) Products, ANSI C78.377-2017.

CONSTRUCTION

Cold Weather Starting

Minimum starting temperature is -40°C (-40°F)

Maximum Ambient Temperature

Suitable for use in up to 40°C (104°F)

Housing

Die-cast aluminum housing

Mounting

Die-cast backbox with four (4) conduit entry points and knockout pattern for junction box or direct wall mounting. Hinged door for easy re-assembly.

Lens

Glass

Reflector

Aluminum

Green Technology

Mercury and UV free. RoHS-compliant components.

Finish

Formulated for high durability and long lasting color.

OPTICAL

Bug Ratings:

W34S:

BUG Rating 35W: B0 U3 G3

BUG Rating 25W: B0 U3 G2

BUG Rating 17W: B0 U2 G2

W34M:

BUG Rating 80W: B1 U3 G5

BUG Rating 60W: B1 U3 G4

BUG Rating 40W: B1 U3 G3

W34L:

BUG Rating 150W: B1 U3 G5

BUG Rating 100W: B1 U3 G5

BUG Rating 75W: B1 U3 G5

ELECTRICAL

Drivers

W34S:

Constant Current, Class 2, 120-277V, 50/60Hz

35W: 120V: 0.33A, 208V: 0.20A, 240V: 0.17A, 277V: 0.15A

25W: 120V: 0.24A, 208V: 0.17A, 240V: 0.14A, 277V: 0.12A

17W: 120V: 0.16A, 208V: 0.11A, 240V: 0.10A, 277V: 0.09A

W34M:

Constant Current, Class 2, 120-277V, 50/60Hz

80W: 120V: 0.75A, 208V: 0.42A, 240V: 0.346, 277V: 0.34A

60W: 120V: 0.55A, 208V: 0.33A, 240V: 0.27A, 277V: 0.25A

40W: 120V: 0.36A, 208V: 0.22A, 240V: 0.18A, 277V: 0.17A

W34L:

Constant Current, Class 1, 120-277V, 50/60Hz

150W: 120V: 1.21A, 208V: 0.73A, 240V: 0.63A, 277V: 0.54A

100W: 120V: 0.89A, 208V: 0.48A, 240V: 0.42A, 277V: 0.41A

75W: 120V: 0.61A, 208V: 0.36A, 240V: 0.32A, 277V: 0.31A

Dimming Driver:

Driver includes dimming control wiring for 0-10V dimming systems.

Requires separate 0-10V DC dimming circuit. Dims down to 10%.

Photocell:

Integrated photocell included with on/off switch

W34 Ultra-Economy Wallpack



TECHNICAL SPECIFICATIONS (CONTINUED)

OTHER

Warranty

The RAB 5-year, limited warranty covers light output, driver performance and paint finish. RAB's warranty is subject to all terms and conditions found at rablighting.com/warranty.

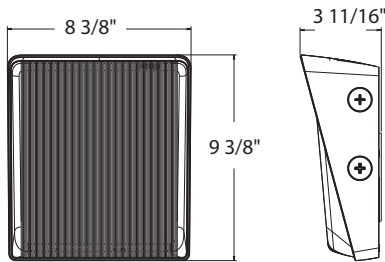
Lifespan

100,000-hour LED lifespan based on IES LM-80 results and TM-21 calculations

DIMENSIONS :

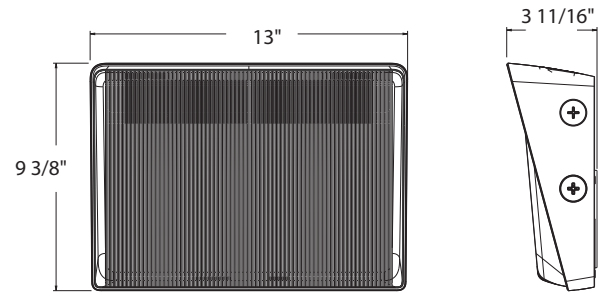
W34S

Weight: 6.6 lbs



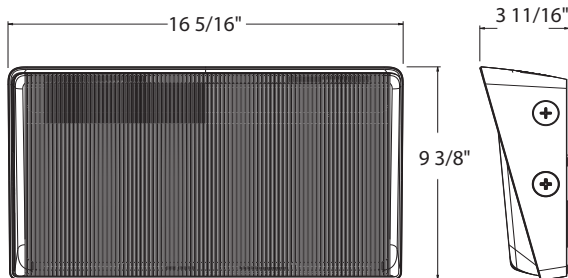
W34M

Weight: 10.0 lbs



W34L

Weight: 13.0 lbs



ORDERING MATRIX

W34

Family	Size/Wattage	Color Temperature	Finish	Voltage Rating	Option
W34					
S	Small, 35/25/17W	BLANK	3000K/4000K/5000K	BLANK	120-277V, 0-10V dimming
M	Medium, 80/60/40W		Field-Adjustable	BLANK	Bronze
L	Large, 150/100/75W				BLANK
					Integrated Photocell