

Maximize the Value of Outdoor Lighting

Industry-leading efficacy, now
with a 10-year warranty.



RAB®

WPLED®

- Ultra-high efficacy, up to 155 lm/W, reduces energy costs by up to 75%
- DLC Premium listing qualifies for larger utility rebates
- Perfect for replacing old HID or compact fluorescent wall packs – designed with the same footprint for a quick upgrade without a major project. No paint touchups needed.
- Available in 3 sizes and 7 lumen packages:
WP1 – 3900 lumens
WP2 – 3400 or 4900 lumens
WP3 – 7500, 8300, 9300 or 15,000 lumens
- 0-10V Dimming standard
- Microwave sensor, photocell and Lightcloud® Controller options
- 480V Models available
- 100,000-Hour LED lifespan confirmed by TM21 calculated results



RAB's warranty is subject to all terms and conditions found at rablighting.com/warranty



Maximized savings.

This high-efficacy line of wall packs drastically lowers your energy costs, and also qualifies for larger utility rebates only offered to DLC Premium products. Now you can save money on your up-front install and for years to come.



Maximized versatility.

With 3 available sizes and 7 lumen packages, WPLEDs were designed to replace many of the old HID and fluorescent wall packs...right down to having the same footprint, which allows for a quick, simple, seamless upgrade—no paint touch-ups needed!



Maximized control.

WPLEDs are available with an optional, integrated, microwave sensor, a photocell (button or swivel), or a Lightcloud Controller, which ensures the fixture is on when it's needed and dimmed or off when it's not...taking energy savings to a higher level.

Specifications

UL Listing:

Suitable for wet locations, wall mount only

LEDs:

Multi-chip, long-life LEDs

Lifespan:

100,000-hour LED lifespan based on IES LM-80 results and confirmed by TM-21 calculated results

Drivers:

Constant Current, Class 2, 120-277V, 50/60 Hz

WP1:

39L (26W): 0.22A @ 120V; 0.13A @ 208V; 0.12A @ 240V; 0.10A @ 277V

WP2:

34L (23W): 0.19A @ 120V; 0.11A @ 208V; 0.10A @ 240V; 0.09A @ 277V
46L (34W): 0.27A @ 120V; 0.16A @ 208V; 0.14A @ 240V; 0.12A @ 277V

WP3:

75L (51W): 0.41A @ 120V; 0.24A @ 208V; 0.21A @ 240V; 0.18A @ 277V
83L (55W): 0.46A @ 120V; 0.27A @ 208V; 0.24A @ 240V; 0.20A @ 277V
93L (65W): 0.54A @ 120V; 0.32A @ 208V; 0.28A @ 240V; 0.24A @ 277V
150L (100W): 0.83A @ 120V; 0.49A @ 208V; 0.42A @ 240V; 0.36A @ 277V

Dimming:

Dimming Driver includes dimming control wiring for 0-10V dimming systems. Requires separate 0-10V DC dimming circuit. Dims as low as 10%.

Housing:

Precision die-cast aluminum

Mounting:

Surface mounting

Reflector:

High-gloss white aluminum

Reflector Lens:

WP1LED: Acrylic lens

WP2LED and WP3LED: Glass lens

Gaskets:

High-temperature silicone

Ambient Operating Temperature:

-40°C (-40°F) to 40°C (104°F)

Thermal Management:

Superior thermal management with die-cast aluminum heat-sink

Finish:

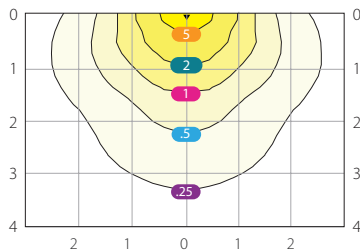
Our environmentally friendly polyester powder coatings are formulated for high-durability and long-lasting color, and contain no VOC or toxic heavy metals.

Green Technology:

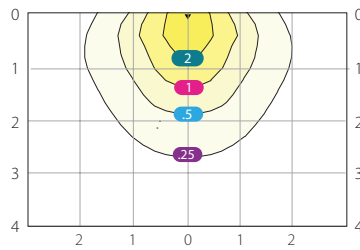
Mercury and UV free; RoHS-compliant components

Photometrics

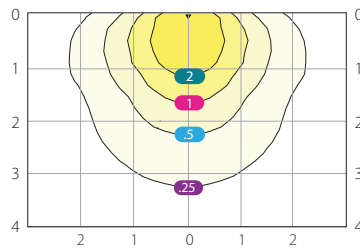
WP1LED39L 12' Mounting Ht. 5000K
Photometric Report #RAB04834MOD50



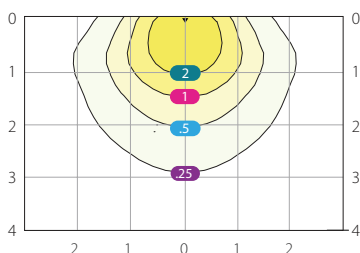
WP2LED34L 16' Mounting Ht. 5000K
Photometric Report #RAB04780MOD50



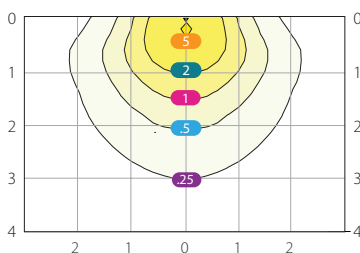
WP2LED49L 16' Mounting Ht. 5000K
Photometric Report #RAB04800



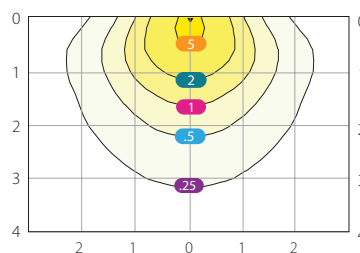
WP3LED75L 20' Mounting Ht. 5000K
Photometric Report #RAB04786MOD50



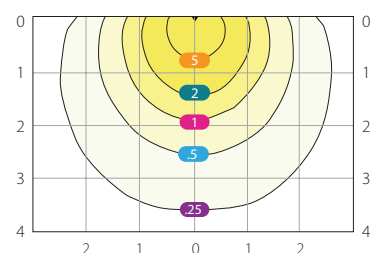
WP3LED83L 20' Mounting Ht. 5000K
Photometric Report #RAB04787MOD50



WP3LED93L 20' Mounting Ht. 5000K
Photometric Report #RAB04785

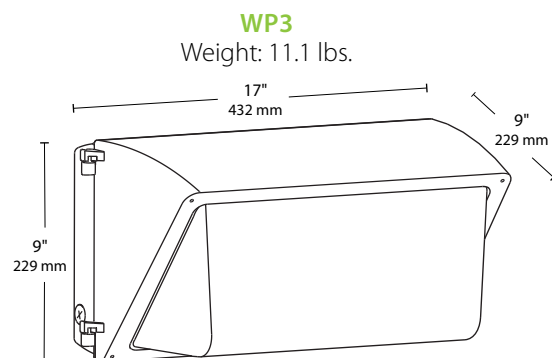
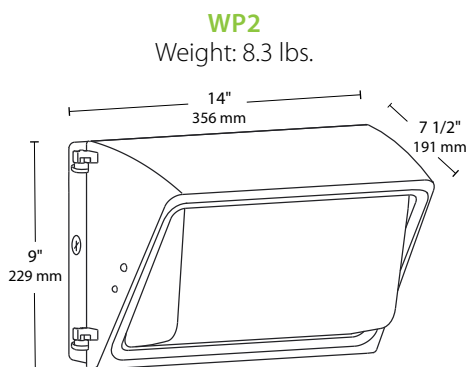
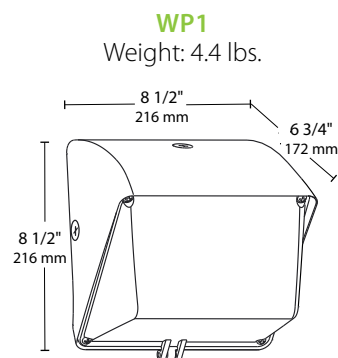


WP3LED150L 20' Mounting Ht. 5000K
Photometric Report #RAB04785MOD50



Grid scales: Multiples of mounting height
Values shown in footcandles

Dimensions and weights



Performance

WP1 39L	5000K	4000K	3000K
Input Watts	28	27	26
Lumens	4044	3941	3826
Lumens Per Watt (Lm/W)	146	148	145
Color Accuracy (CRI)	76	74	71

WP2 34L	5000K	4000K	3000K
Input Watts	23	22	22
Lumens	3431	3345	3246
Lumens Per Watt (Lm/W)	149	151	148
Color Accuracy (CRI)	76	74	72

WP2 49L	5000K	4000K	3000K
Input Watts	34	33	33
Lumens	4872	4746	4608
Lumens Per Watt (Lm/W)	143	145	142
Color Accuracy (CRI)	76	74	72

WP3 75L	5000K	4000K	3000K
Input Watts	51	49	48
Lumens	7543	7351	7136
Lumens Per Watt (Lm/W)	149	151	147
Color Accuracy (CRI)	76	74	72

WP3 83L	5000K	4000K	3000K
Input Watts	55	53	53
Lumens	8296	8084	7849
Lumens Per Watt (Lm/W)	151	153	150
Color Accuracy (CRI)	76	74	72

WP3 93L	5000K	4000K	3000K
Input Watts	65	63	62
Lumens	9346	9107	8842
Lumens Per Watt (Lm/W)	144	146	143
Color Accuracy (CRI)	76	74	72

WP3 150L	5000K	4000K	3000K
Input Watts	100	99	99
Lumens	15353	15150	14534
Lumens Per Watt (Lm/W)	154	153	147
Color Accuracy (CRI)	72	73	73

Finish:  Bronze  White

Ordering information

Product Family	Lumen Package	CRI & CCT	Finish	Voltage/Driver	Options*
WP1LED	39L 39L 3900Lm, 26W	750 70 CRI, 5000K 740 70 CRI, 4000K 730 70 CRI, 3000K	Blank W Bronze White	U 120-277Vac 0-10V dimming standard H 480Vac 0-10v dimming standard	Blank No options /PCU 120-277Vac Button Photocell /PCS 120Vac Swivel Photocell /PCS2 208-277Vac Swivel Photocell /PCS4 480Vac Swivel Photocell /MVS 120-277Vac Microwave Sensor /LC Lightcloud® Controller

Product Family	Lumen Package	Color Temperature	Finish	Voltage/Driver	Options*
WP2LED	34L 3400Lm, 23W 49L 4900Lm, 34W	750 70 CRI, 5000K 740 70 CRI, 4000K 730 70 CRI, 3000K	Blank W Bronze White	U 120-277Vac 0-10V dimming standard H 480Vac 0-10v dimming standard	Blank No options /PCU 120-277Vac Button Photocell /PCS 120Vac Swivel Photocell /PCS2 208-277Vac Swivel Photocell /PCS4 480Vac Swivel Photocell /MVS 120-277Vac Microwave Sensor /LC Lightcloud® Controller /E2 Battery Backup

Product Family	Lumen Package	Color Temperature	Finish	Voltage/Driver	Options*
WP3LED	75L 7500Lm, 51W 83L 8300Lm, 55W 93L 9300Lm, 65W 150L 15000Lm, 100W	750 70 CRI, 5000K 740 70 CRI, 4000K 730 70 CRI, 3000K	Blank W Bronze White	U 120-277Vac 0-10V dimming standard H 480Vac 0-10v dimming standard	Blank No options /PCU 120-277Vac Button Photocell /PCS 120Vac Swivel Photocell /PCS2 208-277Vac Swivel Photocell /PCS4 480Vac Swivel Photocell /MVS 120-277Vac Microwave Sensor /LC Lightcloud® Controller /E2 Battery Backup